

Fees, Rates and Charges Bylaw

Presenter: Laurie Farquharson, Chief Financial Officer

Department: Financial Services

Meeting Date: December 13, 2022



REGIONAL MUNICIPALITY
OF WOOD BUFFALO

Fees and Charges

Alberta legislation currently provides municipalities with two primary revenue sources:

- Property Taxes
- User Fees and Charges

User fees and charges are paid by consumers who use and benefit from certain municipal goods and services.



Municipal Services vs. Subsidy Level

No Direct Benefit to an Individual, Group of Individuals or Businesses



Direct Benefit to an Individual, Group of Individuals or Businesses

General Revenue

- Fire
- Police
- Roads
- Parks

User Fees and General Revenue

- Transit
- Recreation Facilities

User Fees

- Utilities
- Licenses
- Permits

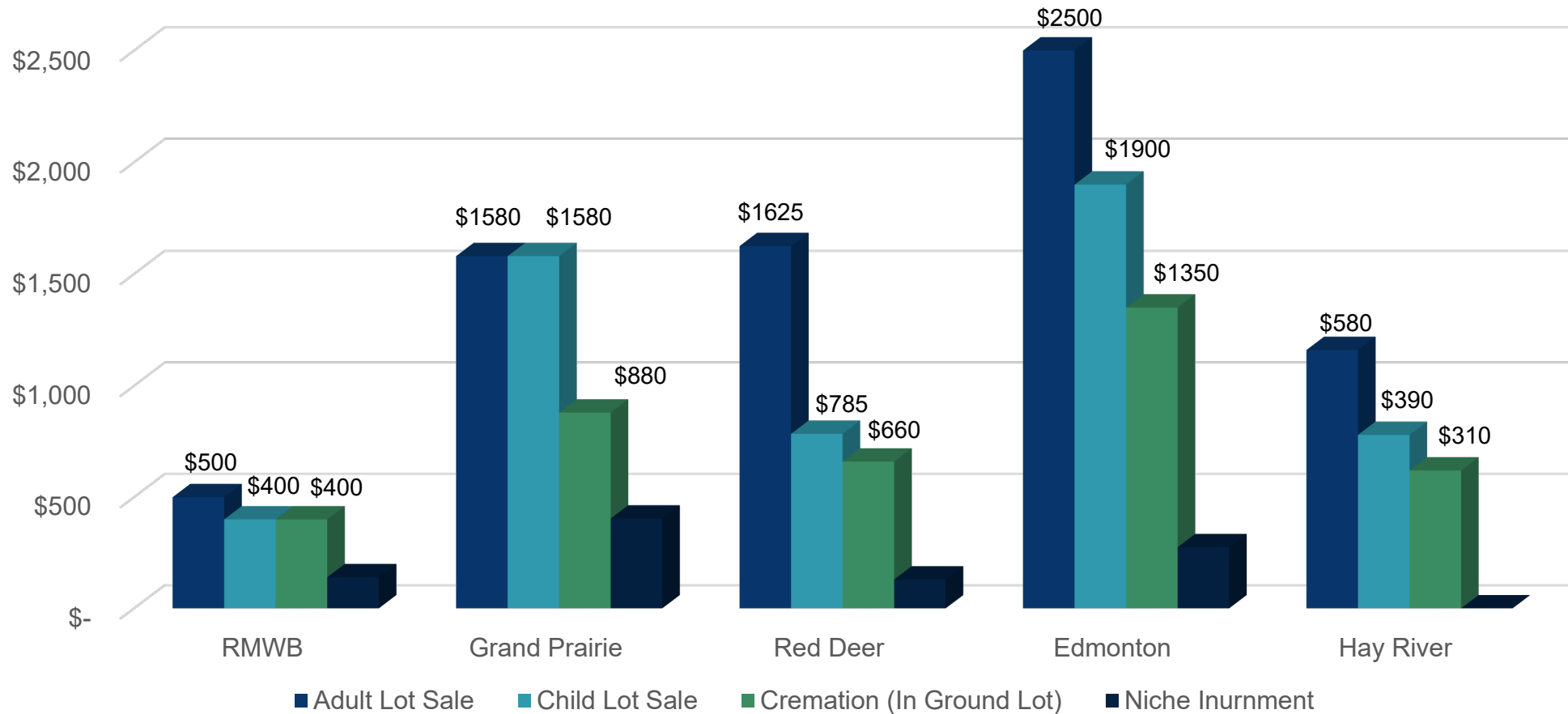


Cemeteries and Columbarium

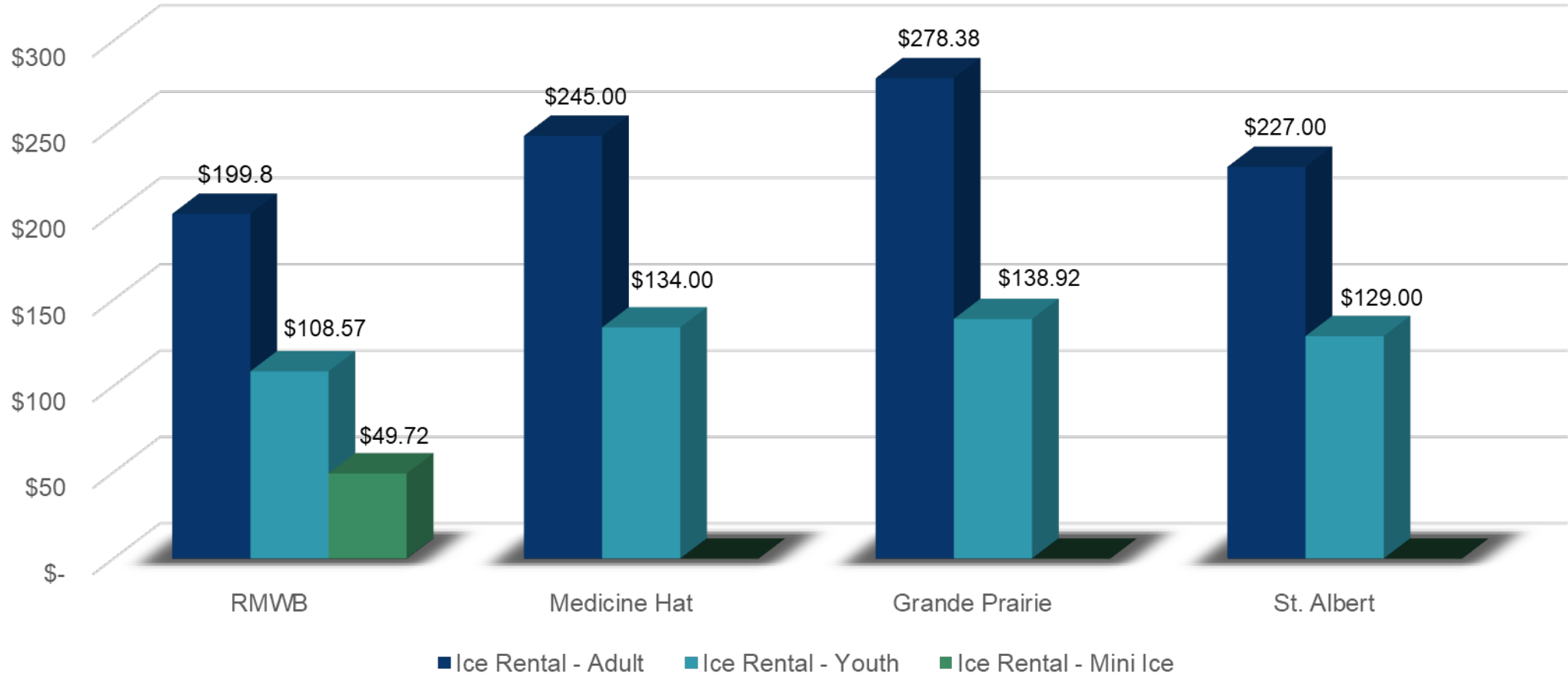
Cemetery Offering	RMWB Reservation Rates	RMWB Proposed	Regional Rates	Canadian Rate	Price Comparison: RMWB's Relative Position
Right of Interment + Niches					
Adult Lot Sale	\$93	\$500	\$1,400 - \$1,600	\$1,000 - \$3,000	Regional + Canadian Compare: Below Average
Child Lot Sale	\$93	\$400	\$600 - \$1,200	\$400 - \$1,000	Regional + Canadian Compare: Below Average
Cremation (In Ground) Lot Sale	\$93	\$400	\$900 - \$1,100	\$500 - \$1,500	Regional + Canadian Compare: Below Average
Niche Inurnment	\$60	\$140	\$200 - \$210	\$1,000 - \$5,000	Regional + Canadian Compare: Below Average



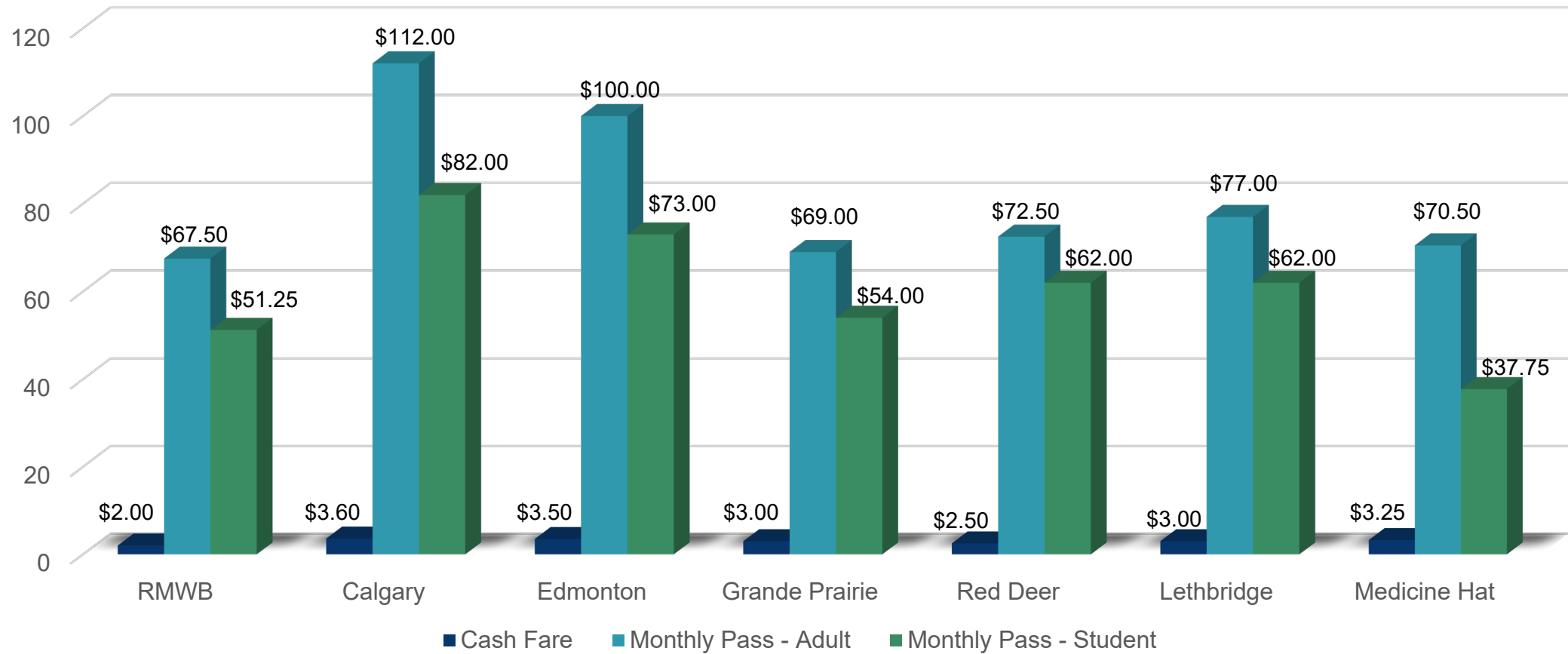
Cemeteries and Columbarium – Right of Interment



Parks – Ice Fees



Transit Fees - Urban



Transit Fees - Urban

	2018	2019	2020	2021	2022	2023
Cash Fare	\$1.25	\$1.25	\$1.50	\$1.50	\$1.50	\$2.00
18 Ride Booklet	\$21.25	\$21.25	\$25.50	\$25.50	\$25.50	\$32.00
Monthly Pass – Student	\$34.25	\$34.25	\$41.00	\$41.00	\$41.00	\$51.25
Monthly Pass – Adult	\$45.00	\$45.00	\$54.00	\$54.00	\$54.00	\$67.50
SMART Bus – Cash Fare	\$1.25	\$1.25	\$1.50	\$1.50	\$1.50	\$2.00
SMART Bus – 10 rides	-	-	\$15.00	\$15.00	\$15.00	\$18.75
SMART Bus – 20 Rides	-	-	\$30.00	\$30.00	\$30.00	\$37.50



Transit Fees - Rural

	2018	2019	2020	2021	2022	2023
Cash Fare – Adult	\$10.00	\$10.00	\$10.00	\$10.00	\$10.00	\$12.00
Cash Fare – Child	\$5.00	\$5.00	\$5.00	\$5.00	\$5.00	\$6.00
5 Rides – Adult	\$40.00	\$40.00	\$40.00	\$40.00	\$40.00	\$50.00
5 Rides – Child	\$20.00	\$20.00	\$20.00	\$20.00	\$20.00	\$25.00
10 Rides – Adult	\$80.00	\$80.00	\$80.00	\$80.00	\$80.00	\$100.00
10 Rides – Child	\$40.00	\$40.00	\$40.00	\$40.00	\$40.00	\$50.00
SMART Bus – Anzac or Janvier	\$10.00	\$10.00	\$10.00	\$10.00	\$10.00	\$12.50



Utility Rate Background

- Governed by Council Policy FIN-030 – User Fees and Charges
- Direct Cost Recovery will lead to Full Cost Recovery through phased increases to utility rates
 - Continuation of proposed 10- 15% increase to utility rates until direct cost recovery is achieved
- Administration will continue to conduct rate review analysis of municipal water, wastewater and solid waste utilities
- Cost recovery to be reported to Council annually as part of the annual budget process.



Average Bill Impacts: Residential

Average Bi-Monthly Utility Bill

Area	2019	2020	2021	2022	2023
Urban <ul style="list-style-type: none">• Recycling & Garbage• Water• Wastewater	\$179	\$192	\$208	\$226	\$248
Rural <ul style="list-style-type: none">• Recycling & Garbage• Water• Wastewater	\$128	\$137	\$157	\$174	\$195



Average Bill Impacts: Commercial

Average Bi-Monthly Utility Bill

Area	2019	2020	2021	2022	2023
Water	\$750	\$826	\$908	\$999	\$1099
Wastewater	\$223	\$245	\$270	\$297	\$327



Budget Implications

- Additional revenue for the proposed 2023 Operating Budget is \$3.5M
- Transit \$300,000
- Utility Rates \$3,200,000



User Fee Decreases

Department	Fee Type	2022 Fee	Decrease	2023 Fee
P&D – Safety Codes	Building Permits – Residential Contractor – Solid Fuel Appliance	\$200.00	-25%	\$150.00
P&D – Safety Codes	Building Permits – Residential – Demolition	\$225.00	-33%	\$150.00
P&D – Safety Codes	Building Permits – Residential Homeowner – Solid Fuel Appliance	\$225.00	-22%	\$175.00
P&D – Safety Codes	Building Permits – Commercial, Industrial, Institutional – Demolition	\$300	-33%	\$200.00



User Fee Decreases

Department	Fee Type	2022 Fee	Decrease	2023 Fee
P&D – Safety Codes	Electrical Permit – Commercial, Industrial and Institutional - \$60,000-\$70,000	\$450.00	-6%	\$425.00
P&D – Safety Codes	Electrical Permit – Commercial, Industrial and Institutional - \$70,001-\$80,000	\$525.00	-14%	\$450.00
P&D – Safety Codes	Electrical Permit – Commercial, Industrial and Institutional - \$80,001-\$90,000	\$575.00	-17%	\$475.00
P&D – Safety Codes	Electrical Permit – Commercial, Industrial and Institutional - \$90,001-\$100,000	\$625.00	-20%	\$500.00
Environmental Services – Solid Waste	Landfill Rates – Soil (clean fill)	\$3.00	-100%	\$0.00



Thank You



REGIONAL MUNICIPALITY
OF **WOOD BUFFALO**