

# Fees, Rates and Charges Bylaw

Presenters: Linda Ollivier, Director, Financial Services  
David Reynolds, Manager, Accounting Services  
Department: Financial Services  
Meeting Date: May 14, 2019

# User Fees and Charges Overview

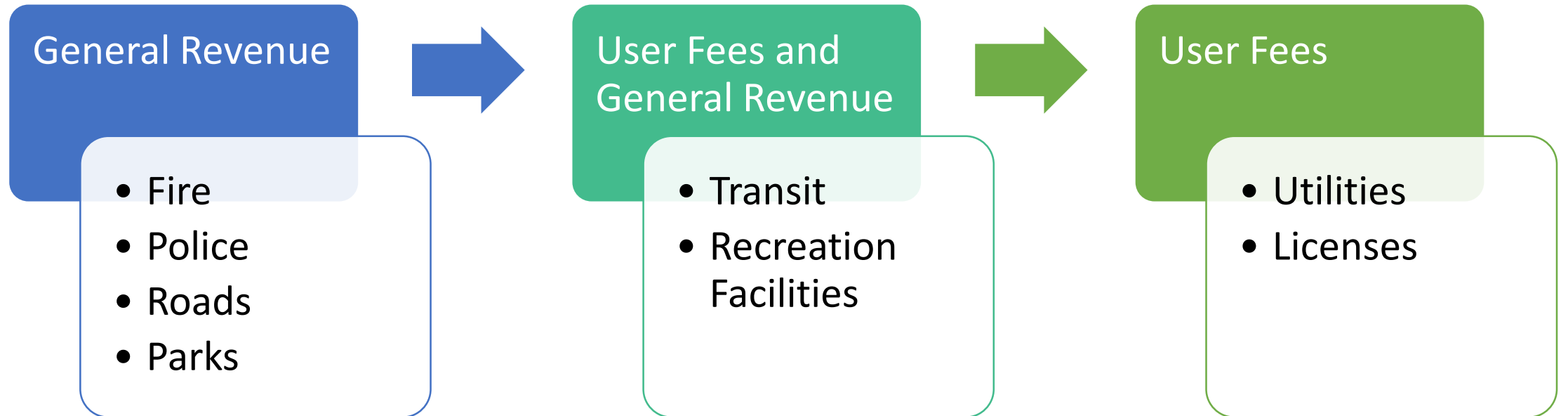
- Alberta legislation currently provides municipalities with two primary sources of ongoing revenue:
  - Taxes
  - User Fees and Charges
- User fees and charges are paid by consumers who use and benefit from certain municipal goods and services. Examples include public transit, recreation facilities, permits, utility services, etc.

# Municipal Services vs. Subsidy Level

No Direct Benefit to an Individual, Group of Individuals or Businesses



Direct Benefit to an Individual, Group of Individuals or Businesses



# Current User Fees and Charges

- Adjustments to user fees and charges have not been proposed for a number of years, apart from the utility fee increase in 2017. As part of this increase, it was agreed that annual utility fee increases would be proposed, so that within 5 years, operational costs would be covered.
- Financial Services agreed to complete a comprehensive analysis of all user fees and charges in 2018.
- Bylaw 19/010 – Singular bylaw of all user fees and charges

# User Fees and Charges Methodology

1. Review the cost of each municipal service;
2. Identify who benefits from the municipal service; and
3. Benchmark each user fee and charge against the following Alberta communities:

Strathcona, Red Deer, Grande Prairie, Edmonton,  
Leduc, Fort Saskatchewan, Lethbridge, Medicine Hat,  
St. Albert and Calgary

# User Fees and Charges Examples

# Transit Fees



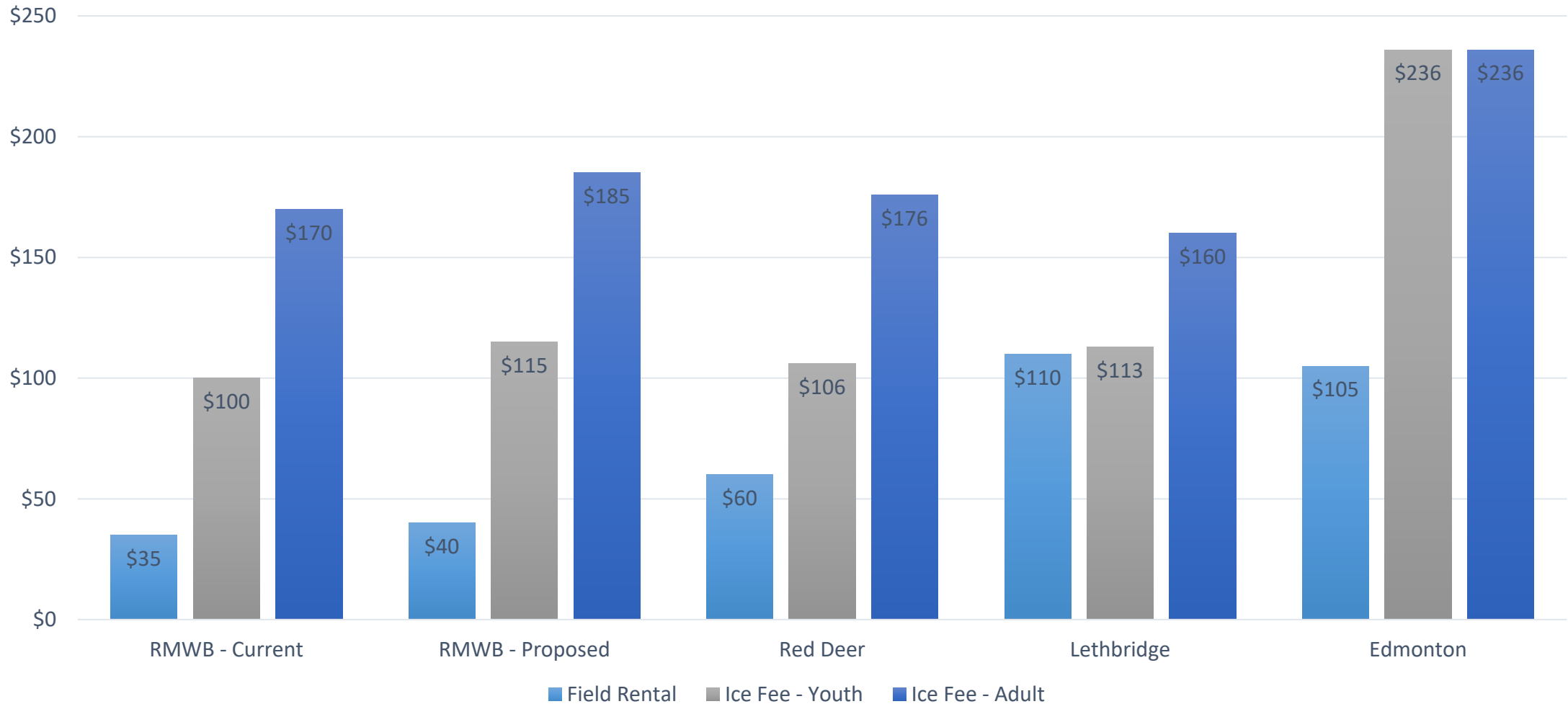
# Transit Fees

## Proposed Fee Update 2019

	Service Name, Fee Name and Description	Current Fee	Proposed Fee	Change %	Average Benchmark
1	Transit Fees (urban) Cash Fare	\$1.25	\$1.50	20%	\$2.93
2	Transit Fees (urban) Eighteen-Ride Booklet	\$21.25	\$25.50	20%	\$45.84
3	Transit Fees (urban) Monthly Pass (student)	\$34.25	\$41.00	20%	\$59.88
4	Transit Fees (urban) Monthly Pass (adult)	\$45.00	\$54.00	20%	\$82.66
5	Charter Rate - External (RMWB)	\$130.00	\$130.00	0%	\$124.71



# Recreation and Culture Fees

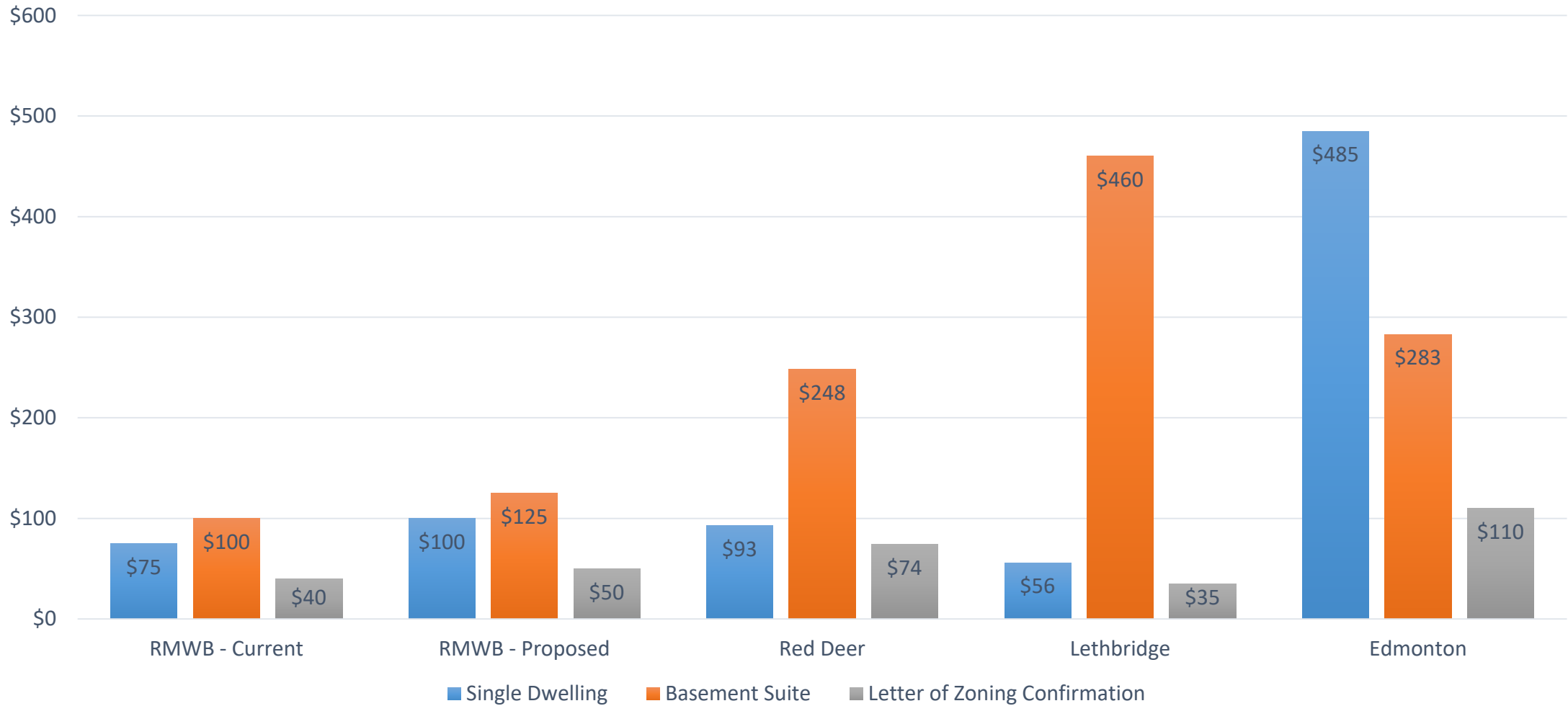


# Recreation and Culture Fees

## Proposed Fee Update 2019

	Service Name, Fee Name and Description	Current Fee	Proposed Fee	Change %	Average Benchmark
1	Softball/Slo-pitch/Soccer/Rugby/Football - Field Rental - Adult - All Class 1 Field	\$35.00	\$40.00	14%	\$60.96
2	Softball/Slo-pitch/Soccer/Rugby/Football - Field Rental - Adult - All Class 2 Field	\$35.00	\$40.00	14%	\$35.19
3	Softball/Slo-pitch/Soccer/Rugby/Football - Field Rental - Adult - All Class 3 Field	\$21.00	\$25.00	19%	\$21.46
4	School Rental - Parks admin - Gym Adult	\$30.00	\$35.00	17%	\$40.14
5	School Rental - Parks admin - Classroom Adult	\$10.00	\$12.00	20%	\$16.67
6	School Rental - Parks admin - Gym Youth Sport	\$11.00	\$13.00	18%	\$24.33
7	School Rental - Parks admin - Gym Youth Development	\$5.00	\$7.00	40%	\$24.33
8	Ice Fee-Adult	\$170.00	\$185.00	9%	\$229.91
9	Ice Fee-Youth	\$100.00	\$115.00	15%	\$172.26
10	Mini Ice Fee-Pad	\$44.00	\$47.00	7%	\$0.00

# Planning and Development Permits



# Planning and Development Permits

## Proposed Fee Update 2019

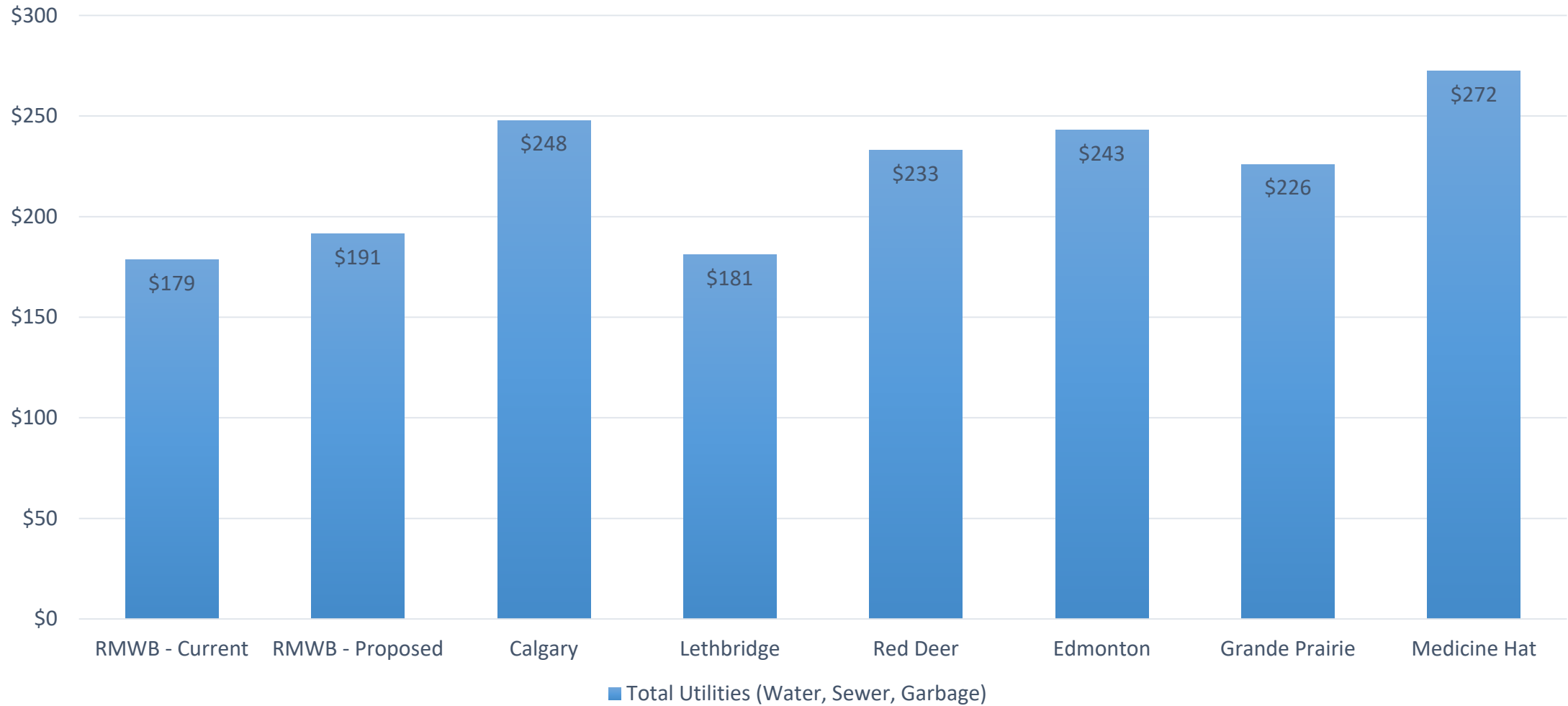
	Service Name, Fee Name and Description	Current Fee	Proposed Fee	Change %	Average Benchmark
1	Single Family Detached Dwelling Permit	\$75.00	\$100.00	33%	\$393.40
2	Semi-detached and Duplex Dwellings Permit (per unit)	\$75.00	\$100.00	33%	\$393.40
3	Triplex Dwellings Permit (per unit)	\$75.00	\$100.00	33%	\$425.15
4	Basement Suite Permit	\$100.00	\$125.00	25%	\$228.15
5	Residential, Commercial and Industrial - Lot Grading	\$100.00	\$125.00	25%	\$1,173.00
6	Special Events Development Permit	\$200.00	\$250.00	25%	\$371.00
7	Request for Landscape Inspection	\$125.00	\$150.00	20%	\$204.00
8	Letter of Zoning confirmation	\$40.00	\$50.00	25%	\$79.86
9	Additions to Single Detached Permit	\$75.00	\$100.00	33%	\$220.20
10	Accessory Structure Permit - Residential and non residential	\$75.00	\$100.00	33%	\$85.00

# Utility Fees Update

# Utility Rates Timeline

- 2017 – Council approves 10% rate increase
- 2018 – Rate increase incorporated into 2019 budget
- 2021 – Urban Utility Services reach Direct Cost Recovery
- 2022 – Urban and Rural rates reach parity

# Urban Residential Utility Fees (2 months)



# Urban Residential Utility Fees (2 months)

## 2018 Community Comparison (2 Month Urban Residential Utility Bill)

	RMWB	Calgary	Lethbridge	Red Deer	Edmonton	Grande Prairie	Medicine Hat
Water - Fixed	\$55.94	\$30.66	\$20.69	\$31.40	\$19.40	\$34.00	\$51.82
Water - Variable	\$26.40	\$66.61	\$48.96	\$60.80	\$87.61	\$61.52	\$42.20
Sewer - Fixed	\$27.30	\$51.38	\$17.03	\$36.50	\$8.58	\$37.38	\$79.08
Sewer - Variable	\$15.60	\$59.41	\$38.40	\$60.80	\$35.19	\$33.82	\$55.06
Garbage	\$53.42	\$39.80	\$55.84	\$43.44	\$91.86	\$59.32	\$44.10
	<b>\$178.66</b>	<b>\$247.86</b>	<b>\$180.92</b>	<b>\$232.94</b>	<b>\$242.64</b>	<b>\$226.04</b>	<b>\$272.26</b>



# Average Bi-Monthly Bill Impacts – Residential

	2018	2019	2020	2021	2022	2023
Rural – Water, Sewer, Garbage & Recycling	\$131	\$150	\$172	\$196	<b>\$214</b>	\$220
Urban – Water, Sewer, Garbage & Recycling	\$179	\$191	\$205	<b>\$210</b>	\$214	\$220

\*Based on 20 cubic meters use of water per month

# Average Bi-Monthly Bill Impacts – Commercial

	2018	2019	2020	2021	2022	2023
Water	\$682	\$750	\$826	\$908	\$999	\$1,099
Sewer	\$203	\$223	\$245	\$270	\$297	\$327

\*Based on 200 cubic meters use of water per month

# 2019 Budget Implications

- Additional revenue was incorporated in the approved 2019 Operating Budget (April – December):
  - Utility Charges – \$2.5M
  - Other User Fees and Charges – \$0.6M
- Implementation Date – June 1<sup>st</sup>, 2019

# Questions?