



Regional Municipality of Wood Buffalo Quarterly Financial Report

For the quarter ended June 30, 2021

TABLE OF CONTENTS

MUNICIPAL OPERATING REVENUES AND EXPENSES 3

 Municipal Operating Revenues and Expenses 4

FINANCIAL POSITION 8

 Capital 9

 Bank and Investments..... 10


 Grants..... 12

Extraordinary Events 19

 COVID - 19 20

 2020 River Break Up..... 21

 2016 Wildfire..... 22

A photograph of a modern bus stop. The bus stop has a dark, flat roof supported by black vertical poles. The walls are a mix of dark blue and light grey panels. In the foreground, there is a large, dark, metallic, angular structure that looks like a piece of art or a utility cover. To the right, a blue bus with the number 1961 is visible. The background shows a paved road, some greenery, and a cloudy sky. The text "MUNICIPAL OPERATING REVENUES AND EXPENSES" is overlaid in white, bold, sans-serif font.

MUNICIPAL OPERATING REVENUES AND EXPENSES

Municipal Operating Revenues and Expenses

For the Period Ending June 30, 2021

	June Actual YTD	June Budget YTD	Budget YTD Variance Increase (Decrease)	Annual Budget	Annual Projections	Annual Budget Variance Increase (Decrease)
Revenues:						
Net taxes available for municipal purposes	\$ 233,482,965	\$ 234,304,390	\$ (821,425)	\$ 468,608,800	\$ 468,224,185	\$ (384,615)
Government transfers	12,088,585	10,267,140	1,821,445	14,790,370	19,559,440	4,769,070
Sales and user charges	23,135,245	20,025,549	3,109,696	41,357,821	45,450,271	4,092,450
Sales to other governments	1,569,897	2,091,448	(521,551)	3,552,434	3,146,434	(406,000)
Penalties and costs on taxes	157,875	1,176,200	(1,018,325)	2,352,400	2,352,400	-
Licenses and permits	1,304,596	590,930	713,666	1,282,260	1,860,260	578,000
Fines	1,373,740	1,132,838	240,902	2,340,000	2,590,000	250,000
Franchise and concession contracts	4,326,696	4,512,100	(185,404)	8,200,000	8,200,000	-
Return on investments	11,839,169	10,435,002	1,404,167	20,860,000	20,860,000	-
Rentals	1,157,200	716,630	440,570	1,419,500	1,887,500	468,000
Other	81,530	176,800	(95,270)	518,800	426,800	(92,000)
Transfers from reserves for operations	707,653	1,684,577	(976,924)	2,578,107	2,553,107	(25,000)
	291,225,151	287,113,604	4,111,547	567,860,492	577,110,397	9,249,905
Expenses:						
Salaries, wages and benefits	116,794,230	121,869,592	(5,075,362)	238,269,594	234,145,594	(4,124,000)
Contracted and general services	25,555,226	36,546,808	(10,991,582)	73,187,260	72,664,020	(523,240)
Purchases from other governments	12,285,577	13,532,800	(1,247,223)	27,065,750	26,578,750	(487,000)
Materials, goods, supplies and utilities	14,903,273	19,088,669	(4,185,396)	36,435,338	36,148,413	(286,925)
Provision for allowances	4,572,080	2,400,000	2,172,080	4,796,000	6,880,000	2,084,000
Transfers to local boards and agencies	190,000	264,480	(74,480)	528,960	528,960	-
Transfers to individuals and organizations	28,788,714	25,044,516	3,744,198	43,739,440	44,874,510	1,135,070
Bank charges and short-term interest	136,681	115,650	21,031	235,760	275,760	40,000
Other	(13,115)	8,520	(21,635)	15,740	15,740	-
	203,212,666	218,871,035	(15,658,369)	424,273,842	422,111,747	(2,162,095)
Reserves:						
Transfers to reserves for operations	71,816,250	71,816,250	-	143,586,650	143,586,650	-
	71,816,250	71,816,250	-	143,586,650	143,586,650	-
Operating surplus (deficit)	\$ 16,196,235	\$ (3,573,681)	\$ 19,769,916	\$ -	\$ 11,412,000	\$ 11,412,000

Municipal Operating Revenues and Expenses (continued)

As of June 30, 2021, the Municipality is showing an annual projected surplus of \$11.4 million. Revenues are projected to be \$9.2 million higher than expected and expenses are projected to be \$2.2 million lower than expected.

Operating Revenues

Year to date operating revenues to June 30, 2021 are \$291.2 million. On an annual basis the revenue projection is \$577.1 million, an increase of \$9.2 million over budget. This is shown primarily in:

- Government Transfers – increase of \$4.8 million includes recognition of \$3.4 million in MOST (Municipal Operating Support Transfer) grant funding towards COVID-19 response expenses and lost revenues; \$1.1 million from a new CPH (Community Plan on Homelessness) grant and \$0.3 million in other grants. Note: *The \$1.1 million new CPH grant is offset by an increase in expenses of the same amount (see increase in Transfers to Individuals and Organizations).*
- Sales and User Charges – increase of \$4.1 million due to higher than anticipated usage of water, sewer and solid waste services during the first six months of the year.
- Licenses and Permits – increase of \$0.6 million in building permits due to a major construction project at the Multicultural Centre (\$0.3 million) and higher than anticipated building activity.

Operating Expenses

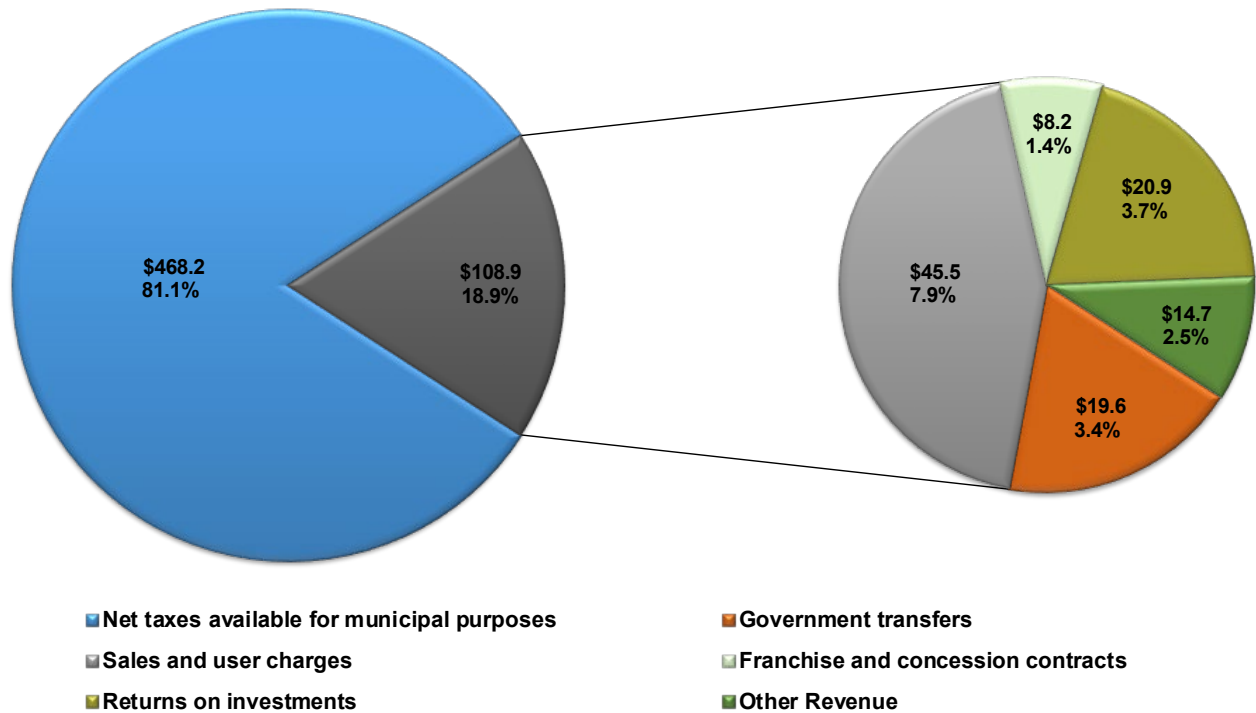
Year to date operating expenses to June 30, 2020 are \$203.2 million. On an annual basis the expense projection is \$422.1 million, a decrease of \$2.2 million below budget. This is shown primarily in:

- Salaries, Wages and Benefits – decrease of \$4.1 million due to vacant positions and leave of absences.
- Contracted and General Services – decrease of \$0.5 million includes \$0.3 million savings in insurance premiums and \$0.1 million in lower than budgeted business travel.
- Purchases from Other Governments – decrease of \$0.5 million due to lower than budgeted RCMP personnel costs.
- Provision for Allowances – increase of \$2.1 million mainly due to higher than budgeted overdue property tax accounts.
- Transfers to Individuals and Organizations – increase of \$1.1 million to support the homeless community (see the above Note with regards to the offsetting Government Transfers revenue).

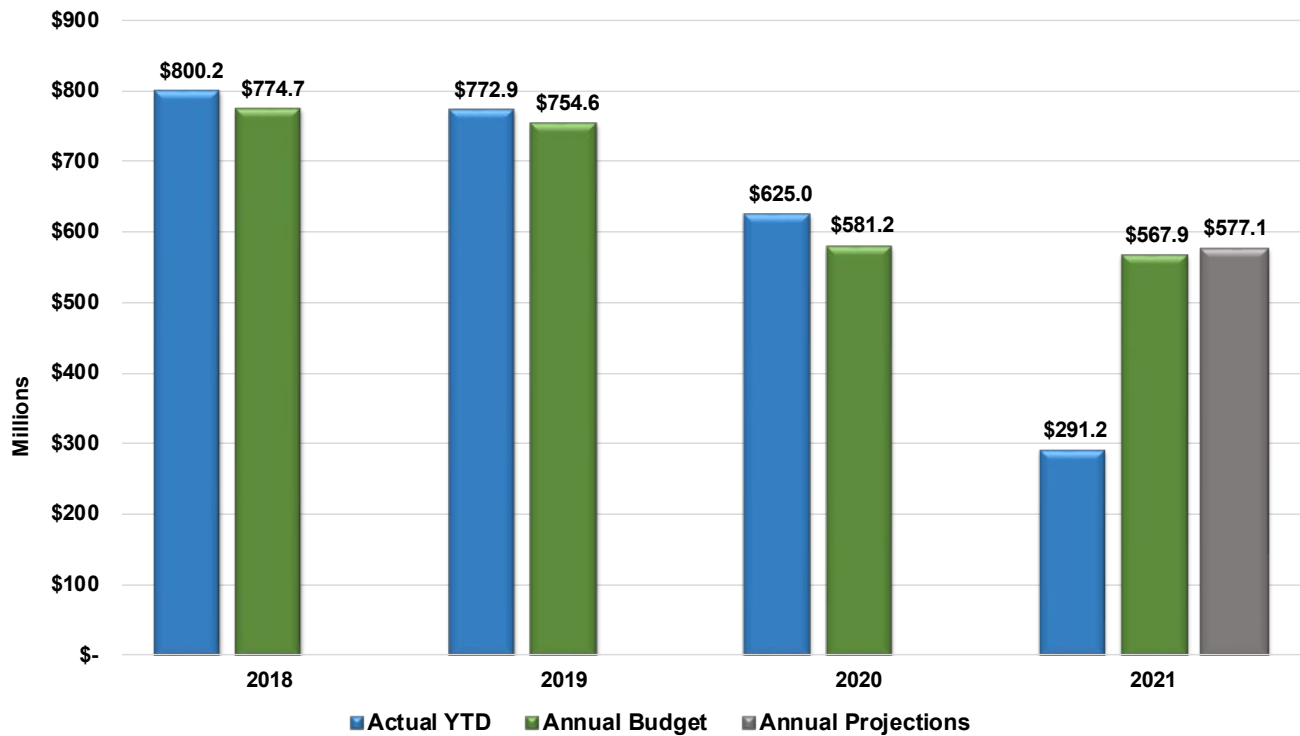
Municipal Operating Revenues and Expenses (continued)

Operating Revenues

2021 Revenue - Annual Projections
(In Millions)



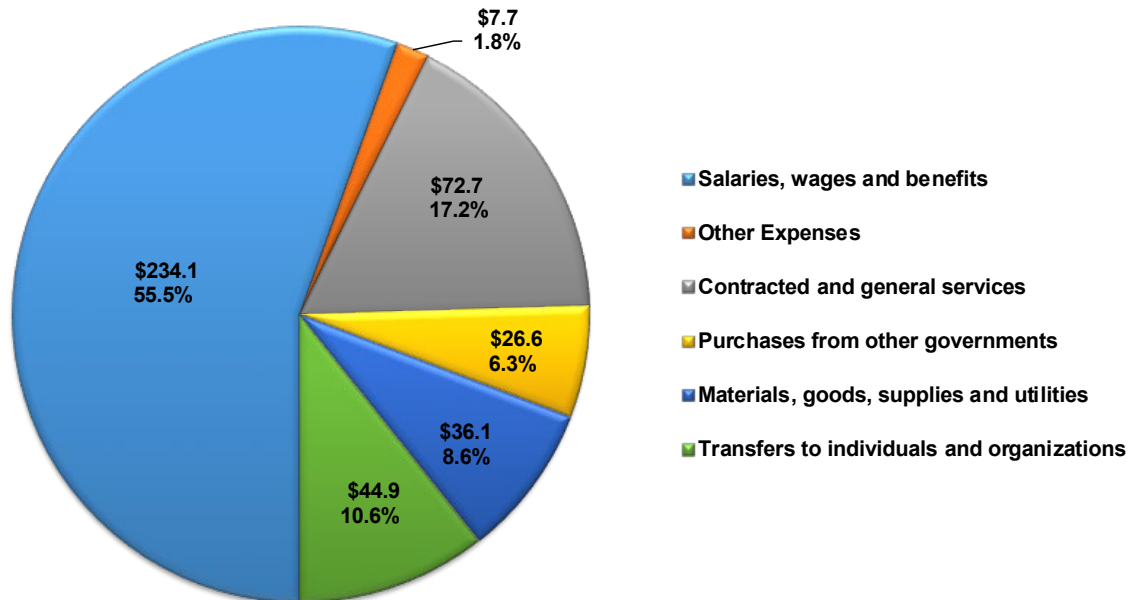
Municipal Revenues



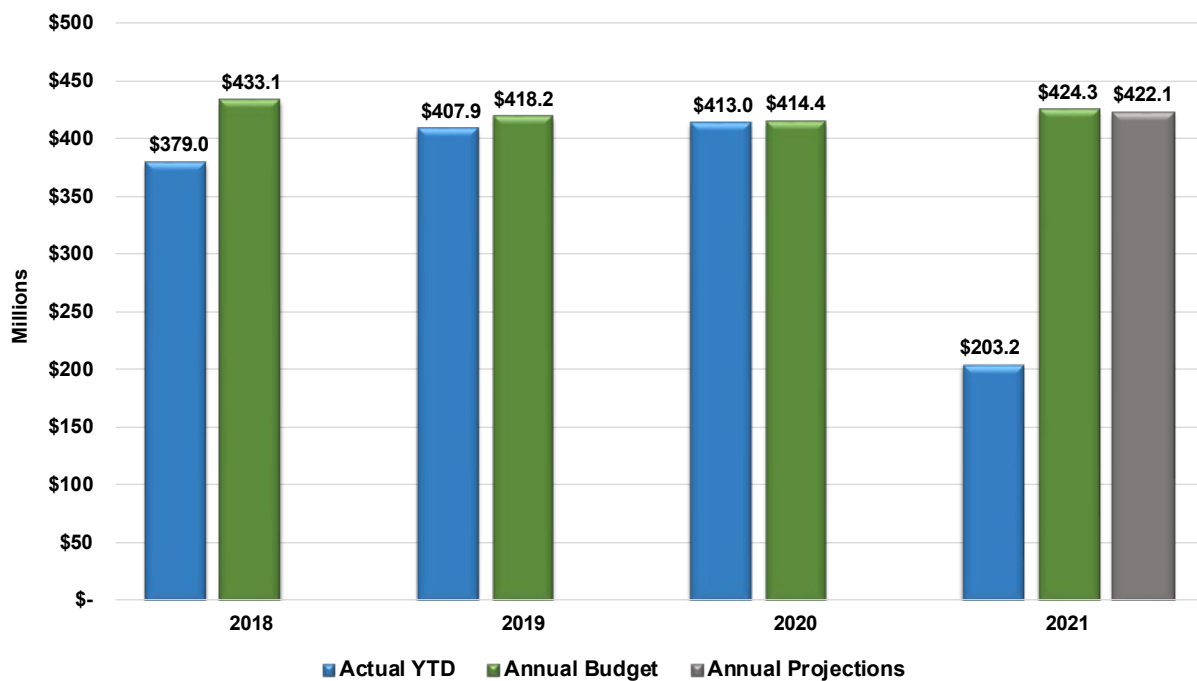
Municipal Operating Revenues and Expenses (continued)

Operating Expenses

**2021 Expenses (excluding reserves)
Annual Projections (in Millions)**



Municipal Expenses (excluding reserves)





FINANCIAL POSITION

Capital

Capital Project Spending

For the Period Ending June 30, 2021

Project Name	2021 Actual YTD \$
Top 20	
Flood Mitigation - Design/Build	10,404,586
Rural Water/Sewer Servicing Construction	7,768,679
Jubilee Center Renovation - Construction	5,465,048
Rural Broadband	4,393,334
Fort McKay Fire Hall - Construction	3,578,685
Abasand Heights Pumphouse - Construction	3,456,193
Fort Chipewyan Lift Station Upgrades - Construction	3,165,899
Land Acquisition 2021	1,772,869
Confederation Way Sanitary Sewer - Contract 3	1,390,962
Rural Infrastructure Rehabilitation 2015-2017 - Construction	1,074,292
1A Lift Station Hoist Systems	924,754
Urban Infrastructure Rehabilitation Construction 2019	890,684
Fire Training Multi-Use Tower	886,226
Confederation Way Sanitary Sewer - Contract 2	872,891
Secondary Egress Road - Construction	828,863
Fort McMurray Animal Control Centre	693,933
Fort McMurray Water Treatment Plant PACL Tank Design/Build	631,091
Waterfront Park	571,636
Center Fire Arena Roof Structure Reinforcement	562,489
Franklin and Main Park Project	530,218
All Other Project Costs	10,430,226
Total Capital Spending	\$ 60,293,560

**Spending equals total Settlement for the month driven by Service Entry Sheet entries on capital internal orders*

Note: June 2020 YTD spending = \$36.2 million.

The Municipality approved the 2021 capital budget of \$156.0 million. As of June 30, 2021, the capital budget has been revised to \$155.7 million stemming from 2021 capital amendment net decreases of \$0.3 million. As of June 30, 2021, \$60.3 million has been spent on the delivery of capital projects.

Top three projects by spending - Flood Mitigation, Rural Water and Sewer Servicing, and Jubilee Centre Renovation account for 39% of the total spend.

Bank and Investments

Bank
As of June 30, 2021
(in millions)

Cash	
Operating - Bank Balance	\$ 224.2
Investments	1,017.1
Total Cash	1,241.3
Committed Funds	
Operating Requirements	320.0
Deferred Revenue	
Grants	33.2
Developer Agreements	3.3
Offsite Levies	2.8
	39.3
Reserves	
Committed Funds	
Capital	430.5
Emerging Issues	149.4
Operating	62.2
	642.1
Total Committed Funds	1,001.4
Remaining	\$ 239.9

The current amount of cash in the bank plus investments total \$1.2 billion as of June 30, 2021. The commitments against this balance include \$320.0 million for operating requirements, \$39.3 million in deferred revenues, which is money the Municipality has received in advance but is committed to spend in the future and \$642.1 million in committed reserves.

Bank and Investments (continued)

Investments

The Municipality has \$1.0 billion in investment holdings as of June 30, 2021, of which \$182.9 million are short-term investments with maturity dates under one year. Returns on investments to June 30, 2021 total \$11.8 million with \$10.8 million from investment income and \$1.0 million from interest income.

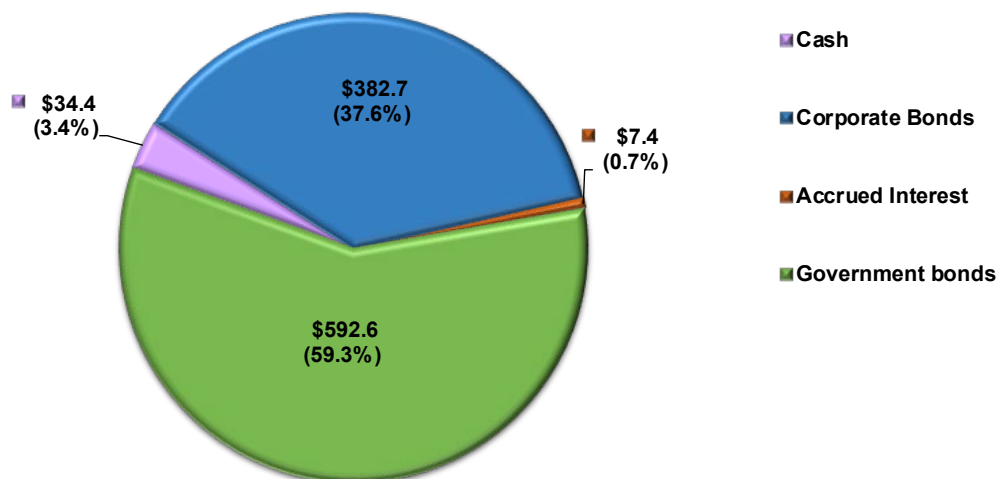
In June 2021, the Municipality transferred \$50 million from cash in bank holdings to an investment account.

Investment Holdings

(In Millions)

Type:	Cost Value @ December 31, 2020	Cost Value @ June 30, 2021	Market Value @ June 30, 2021
Cash	\$ 53.6	\$ 34.4	\$ 34.4
Government bonds	540.5	592.6	586.3
Corporate bonds	359.2	382.7	385.7
Accrued interest	5.3	7.4	7.4
Total	\$ 958.6	\$ 1,017.1	\$ 1,013.8

Investment Holdings by Type - Book Values
(in Millions)



Grants

Capital grants totaling \$55.7 million have been awarded within the first two quarters:

- Municipal Sustainability Initiative (MSI) - \$31.6 million for various projects,
- Gas Tax Fund (GTF) – \$13.1 million for various projects, and
- Airports Capital Assistance Program (ACAP) - \$11.0 million for Fort Chipewyan Airside Pavement Rehabilitation

Capital grant applications totaling \$83.2 million have been submitted for consideration with the government, including the following:

- Alberta Municipal Water/Wastewater Program (AMWWP) - \$70.8 million for various projects,
- GreenTRIP Grant - Round 2 for \$3.4 million, and
- Investing in Canada Infrastructure Program for up to \$8.9 million.

Research into grant opportunities is an on-going process.

Grants (continued)

Summary of Capital and Operating Grants Awarded As At May 31, 2021

Past & Current Capital Grants	2021	2020	2016-2019	Information
Provincial and Federal Allocations				
Federal Gas Tax Fund (FGTF)	\$ 13,077,286	\$ 6,388,689	\$ 26,336,574	2021 amount is a preliminary allocation and includes a one-time funding top-up.
Federal Gas Tax Fund (FGTF) - one-time top-up 2019			6,121,681	In 2019, there was a one-time payment from Canada to Alberta, in addition to the 2019 funding transfer. The top-up is intended to be directed towards municipal infrastructure needs.
Municipal Sustainability Initiative (MSI)	31,614,597	25,832,442	96,659,741	2021 amount is a preliminary allocation
MSI Additional			23,571,422	
Engineering				
Airports Capital Assistance Program (ACAP)	11,021,416			Transport Canada approved of grant funding for Fort Chipewyan Airside Pavement Rehabilitation.
Alberta Community Resilience Program (ACRP)			6,590,000	2019 - Funding awarded for Flood Mitigation Projects - Reaches 7,8,9 (Lower Townsite)
Alberta Municipal Water/Wastewater Partnership (AMWWP) - Conklin WTP Phase 1 Expansion			4,286,347	Original approval in 2004 was for a \$922,500 contribution under the AMWWP program. A cost revision funding request was submitted in 2016 which resulted in additional AMWWP contribution of \$4,286,347 under AMWWP. Total grant \$5,208,847
AMWWP - Conklin WTP Phase 2 Upgrades - Construction			764,354	Application submitted Nov 2015. Revised November 2016. Approved for \$764,354 representing 27% of eligible costs.
AMWWP - Fort Chipewyan WTP Expansion			19,756,092	Application submitted Nov 2015. Revised January 21, 2016. Approved for \$19,756,092 representing 69.64% of eligible costs.
AMWWP - Fort Chipewyan Lift Station		5,134,368		Approved for \$5,134,368 representing 74.66% of eligible costs.
AMWWP - Conklin Lagoon Upgrade and Outfall		12,000,000		Approved for \$12,000,000 representing 75% of eligible costs.
AMWWP - Anzac/Conklin/Gregoire Lake/Janvier Water Services Project		4,091,756		Approved for \$4,091,756 representing 66.92% of eligible costs.
Canada 150 Program - Administered by Western Economic Diversification Canada			200,000	2017 - Anzac Community Centre Upgrades
Community Facility Enhancement Program (CFEP)			123,500	The Ptarmigan Nordic Ski Club with the support of the Regional Municipality of Wood Buffalo has secured a grant to offset 50% of the cost of the Furniture, Fixtures and Equipment required for the Doug Barnes Cabin Expansion - Construction project.
First Nations Water Tie-In Program		4,474	44,742	Funding was approved to conduct a Regional Water Transmission Line Extension Feasibility study. The study will look at a regional system from the Hamlet of Fort Chipewyan that will provide service to the Mikisew Cree First Nations in the Allison Bay area. An additional 10% was approved in 2020.
Investing in Canada Infrastructure Program (ICIP) Green Infrastructure		8,629,991		Green Infrastructure funding for the Lower Townsite Flood Mitigation Project Reaches 7 and 8. The total grant of \$8,629,991 consists of \$5,117,995 from the Government of Alberta and \$3,441,996 from the Government of Canada.
Municipal Stimulus Program (MSP)		13,276,133		Approved for capital spending up to December 31, 2021 for Waterline Extension from Parsons Creek to Taiganova (\$1,750,000), Waterline Extension to Millenium (\$1,725,000) and Flood Mitigation Reaches 5, 6 and 10 (\$9,801,133).
Strategic Transportation Infrastructure Program (STIP)			574,035	Fort Chipewyan Winter Road Culvert Replacement (\$765,380 total cost) 75% approved
Public Works				
Airport Capital Assistance Program (ACAP) Funding			1,588,208	Airfield Lighting Rehabilitation Project at Fort Chipewyan Airport
Fort McMurray Fire Relief Fund				
Rotary District 5370 Charitable Foundation			75,000	Fort McMurray Port of Entry Rebuild Project
Lions Club International Foundation			147,000	A donation/grant in the amount of \$147,000 has been approved for upgrades to the Lion's Park.
Adventurer Foundation and Fraserway RV			310,000	A donation towards the cost of construction of the Christina Gordon Playground was provided by the Adventurer Foundation, a donor advised fund at The Foundation Office.ca, is the official giving foundation of Fraserway RV LP and the Adventurer Group of Companies.
Recreation Energy Conservation Program		26,152	-	Casman Centre Heating Controls Upgrade
Regional Emergency Services				
9-1-1 Grant		360,874	566,753	The grant runs from July 1st to June 30th annually. 9-1-1 Grants are calculated quarterly based on 9-1-1 revenue and population served by the Public Safety Answering Point (PSAP).
Total Capital Grants	\$ 55,713,299	\$ 75,744,880	\$ 221,315,290	

Grants (continued)

Operating Grants	2021	2020	2016-2019	Information
Provincial and Federal Allocations				
Municipal Operating Support Transfer (MOST)		\$ 12,350,057		The MOST provides funding to support municipalities for additional expenses and foregone revenues directly resulting from the COVID-19 pandemic.
Community Services				
Coalitions Creating Equity Program (CCE)			133,000	2018 - Community Services has developed an application for funding to the Alberta Human Rights and Multiculturalism Grant Program for the Wood Buffalo Equity Coalition Program which will be delivered by the Regional Advisory Committee on Inclusion, Diversity and Equality (RACIDE). 2019 - Community-based Response Model to Acts of Discrimination, Racism and Hate Project Funded
Community Inclusion Grant			30,000	Alberta Justice and Solicitor General - Human Rights, Education and Multicultural Fund 2016 - Diversity Plan 2016 and Beyond 2018 - Diversity and Inclusion Business Recognition Program 2018 - Diversity & Inclusion Employee Census 2019
Conoco Phillips			5,000	\$5,000 for Green Teen Program in 2016.
Covid-19 Community Response Fund for Vulnerable Population Fund		40,000	-	Provided by the Canadian Medical Association Foundation.
Family & Community Support Services	1,924,513	1,924,513	7,698,052	Provincial level program through Alberta Human Services. Payment is based on population.
Family and Community Safety Program (Children and Youth Service Grant)			150,000	Funded by Minister of Human Services to provide advocacy services in the community.
Labour Market Partnerships (LMP) Grant - Inclusive Business Project			51,000	Funding is being provided through the Labour Market Partnerships (LMP) Grant by the Alberta Department of Labour. The project will address the evidenced need for increased workplace education and awareness about inclusion and diversity, develop inclusive workplace evaluation, consultation policies and feedback practices. The overall cost of the project, including in-kind contributions, will be \$84,500.
Municipal Cannabis Transition Program (MCTP)			222,764	The MCTP is a program that will support eligible Alberta municipalities with increased enforcement and other implementation costs related to the legalization of cannabis.
Municipal Policing Assistance Grant (MPAG)		1,209,840	4,922,224	Funding agreement is for one year from April 1, 2020 to March 31, 2021. Payment is based on a per capita calculation.
Point in Time Count			50,000	Community Services was successful securing funding from Employment and Social Development Canada (ESDC) for the "Everyone Counts: the 2018 Coordinated Point-in-Time Count.
Police Officer Grant (POG)		300,000	1,200,000	Funding agreement is for one year from April 1, 2020 to March 31, 2021.
Reaching Home: Canada's Homelessness Strategy Indigenous Homelessness (Federal)		401,134	401,134	2019/2020 - \$401,134 2020/2021 - \$401,134
Reaching Home: Canada's Homelessness Strategy Designated Communities (Federal)			1,688,760	2019/2020 - \$321,219 2020/2021 - \$321,219 2021/2022 - \$348,774 2022/2023 - \$348,774 2023/2024 - \$348,774
Reaching Home: Canada's Homelessness Strategy Designated Communities (Federal) Community Capacity and Innovation Fund			306,900	2019/2020 - \$71,180 2020/2021 - \$61,180 2021/2022 - \$61,180 2022/2023 - \$56,580 2023/2024 - \$56,580
Reaching Home: Canada's Homelessness Strategy Indigenous Homelessness (Federal) Covid-19 Supplement		413,708	-	2020/2021 - \$413,708 Covid-19 Supplement
Reaching Home: Canada's Homelessness Strategy Designated Communities (Federal) Covid-19 Supplement		331,289	-	2020/2021 - \$331,289 Covid-19 Supplement
Victims and Survivors of Crime Week 2019		7,500	6,000	RCMP and Bylaw Support Services received grants towards their Victims and Survivors of Crime Week project in 2019 and 2020.
Victims of Crime Fund - Grant to Victims Services			1,011,962	Grant to provide services that benefit victims or a class or classes of victims during their involvement with the criminal justice process. 2017 - 3 year grant for Victims Services for 2018-2020. 2019 - Additional Funding to 2018-2020 agreement (2019 - \$35,788, 2020 - 33,572)
Victims of Crime Fund - Indigenous Victims Outreach Specialist (IVOS)			300,000	2019 - 3 Year grant for Indigenous Victims Outreach Specialist for 2019-2021

Grants (continued)

Operating Grants (continued)	2021	2020	2016-2019	Information
Communications, Stakeholder, Indigenous and Rural Relations				
Alberta Indigenous Relations			\$ 50,000	Grant to assist with the Urban Aboriginal Connection Initiative project - Wood Buffalo Pan Aboriginal Connection project.
Local Food Week Grant			2,442	Recreation and Culture applied for a Local Food Week grant to assist with costs of a special event to highlight local food week 2019 at the August 14th, 2019 Urban Market.
Human Resources				
Canada Summer Jobs			92,938	2017 - 17 students 2016 - 29 Students.
Careers - The Next Generation			4,500	A grant to offset the costs of summer students employed at the Water Treatment Plant. \$15 per hour x 100 hours x 3 students.
Green Job Initiative - Summer Work Experience			22,848	2019 - 2 students 2018 - 2 students
Summer Temporary Employment Program (STEP) Program			56,100	2017 - 10 Students - \$4,200 per student - \$42,000 total. 2016 - 5 Labourer Positions.
Public Works				
Alberta Recycling Municipal Demonstration Grant			30,000	Grant awarded for \$30,000 towards a pour-in-place recycled tire project at the Syncrude Athletic Park.
Alberta Recycling Municipal Electronics and Paint Round-up Grant			85,952	Alberta Recycling Grant to offset cost to advertise and run the round-up activities. 2019 - Awarded grant of up to \$13,000 (actual payment will be based on expenses incurred) towards the June 1, 2019 round-up event
Alberta Recycling Tire Marshalling Area (TMA)			90,000	Awarded funding of \$30,000 each for Tire Marshalling Areas in Conklin, Janvier and Fort Chipewyan.
Celebrate Canada Grant		32,000	37,548	Canadian Heritage provides financial support for Canada Day activities.
FCM's Municipal Asset Management Program (MAMP)			50,000	Funding has been awarded from the FCM's Municipal Asset Management Program (MAMP) to offset the cost of conducting condition assessments of (50) municipal building facilities.
Forest Resource Improvement Association of Alberta (FRIAA) FireSmart Program			750,000	The FRIAA FireSmart Program is separate and independent from the Government of Alberta's FireSmart Community Grant Program. Maximum amount of funding for a single project will be \$400,000 over the life of the project. The RMWW applied for funding for the following Hazard Reduction activities. \$400,000 Birchwood/Conn Creek, \$400,000 Anzac, \$125,000 Mitigation strategy, \$40,000 public education. Applications totaled \$965,000. Actual funding awarded \$750,000.
Recreation Energy Conservation (REC) Program			10,000	The Recreation Energy Conservation (REC) program will be providing funding towards Scoping Audits of two municipal recreation facilities. Future applications will be considered for Engineering Studies or Implementation Projects. REC helps municipally-owned recreation facilities reduce energy use and GHG emissions by providing financial incentives to help identify energy-saving opportunities and implement energy-saving projects. A single municipality is capped at \$750,000 over the program lifespan.
TD Friends of the Environment			22,019	Eligible projects include Community Gardens, Environmental Education Projects, Outdoor Classrooms, Protection of Endangered Species/Wildlife, Recycling/Composting Programs, Tree Planting and Urban Naturalization Projects, Energy Conservation/Renewable Energy, Research Projects, Habitat restoration. 2017 - Pacific Park Community Garden (Timberlea), 2016 - 20 trees for Dr. Clark School.

Grants (continued)

Operating Grants (continued)	2021	2020	2016-2019	Information
Public Works (continued)				
TD Tree Days	\$ -	\$ -	\$ 10,200	2017 - Planting of approximately 150 potted trees and shrubs at Vista Ridge on September 24, 2017. 2018 - Planting of approximately 300 trees and shrubs at Beaconhill Lookout in September 16, 2018.
Tree Canada		7,000		2020 - Awarded \$3,500 under Tree Canada's Edible Tree program and \$3,500 awarded under Greening Canada School Grounds Program
Regional Emergency Services				
911 Grant		\$ 123,970	1,422,916	The objective of the 911 Grant Program is to strengthen and support local delivery of 911. This is being done using funding generated from a monthly 911 levy on cellphones, and by developing provincial standards for 911. All of this is being done in close collaboration with Alberta's 911 centres. A portion of the 2016 grant was transferred from Capital.
Enbridge Safe Community Grant			7,500	The funds will be used to purchase an extrication tool for the Janvier Fire Department.
Emergency Management Preparedness Program (EMPP)			11,525	The objective of the Emergency Management Preparedness Program (EMPP) is to provide an effective and cost-efficient grant program for increased emergency management capacity that resulted in an increased number of trained emergency management practitioners. 2016/2017 grant - \$11,525.
Fire Services Training Program (FSTP) (Formerly Fire Services and Emergency Preparedness Program)			5,800	This program supports the expansion and enhancement of regional fire service training. The objective is to provide an effective and cost-efficient mechanism for increased training capacity that results in a greater number of trained fire service personnel.
RMWB FireSmart Grant Budget includes approximately \$2.5 M for capital projects			10,500,000	The Minister of Agriculture and Forestry has recently committed \$10.5M to the FireSmart program in the RMWB over the next 3 years. This funding will be provided in the form of an Agriculture and Forestry Development Grants and the Regional FireSmart Committee will have oversight over its spending. An application has been completed with input from the RMWB, the Regional FireSmart Committee and Agriculture and Forestry. Funding was approved August 2017.
Wood Buffalo Recovery Committee				
Canadian Red Cross - Recovery Gift (Includes \$3.8 M for FireSmart activities)			10,000,000	The Canadian Red Cross Society will provide these funds to further the Alberta Wildfire relief and recovery. Included in the \$10M is \$3.8 M for FireSmart activities.
Wildfire Community Preparedness Day			5,200	Wildfire Community Preparedness Day is held annually in May. FireSmart Canada offers up to \$500 funding awards to implement neighborhood projects. 2019 - The RMWB received 6 awards of \$500 each for events held in Gregoire Lake, Saprae, Ft. Chipewyan, Conklin, Anzac and Janvier 2018 - The RMWB received 4 awards of \$500 each plus \$200 towards the cost of refreshments for events held in Gregoire Lake, Saprae, Ft. Chipewyan and Conklin.
Wood Buffalo Economic Development Corp				
Canadian Red Cross -Disaster Response Services Agreement Small Business Program (Phase 3B)			992,472	For Support to Small Business Program (Phase 3B) programming for small businesses impacted by the May 2016 Horse River Wildfire disaster in the Regional Municipality of Wood Buffalo
Community and Regional Economic Support (CARES) Program			845,000	2016 - To support the Back to Business Resource Centre and Business Recovery Expositions. 2018 - To support the development of a five-year Economic Development Strategic Plan
Invest Canada - Community Initiatives (ICCI)			5,500	An application submitted by the Economic Development Department for funding for Foreign Direct Investment Tools and Material Development has received approval for \$5,500.
Total Operating Grants	\$ 1,924,513	\$ 17,141,011	\$ 43,287,256	

Grants (continued)

Capital Grant Applications in Progress	Amount	Information
Engineering		
Alberta Municipal Water/Wastewater Program (AMWWP)	\$ 70,780,367	<p>a) Application for funding of the Rural Water and Sewer Servicing (RWSS) Project was originally submitted in 2015 and updated for the 2019 AMWWP program. Estimated eligible costs, excluding amounts awarded to date, are \$39.4M. If successful, the program could fund up to 75% of these costs;</p> <p>b) Additional grant funds of \$11,031,017 have been requested for the Fort Chipewyan Water Treatment Expansion Project. This project was awarded a grant in 2016 of approximately \$19.7M based on estimated costs;</p> <p>c) In 2020 applications were submitted for Fort McMurray Wastewater Treatment Process Improvements, Fort McMurray Water Treatment Plant Rehabilitation, Timberlea Reservoir and Pumphouse Construction and Fort Chipewyan Water and Sanitary Sewer Construction. Total estimated costs are \$40.3M from 2021 to 2016, of which up to 75% can be funded if successful.</p>
Public Works		
GreenTRIP Grant - Round 2	3,401,870	Application submitted in GreenTRIP Grant Round 2 for 66 2/3 % of project costs. Funding requested - Transit Terminal - \$3,401,870. Consideration of application is on hold until location of transit terminal has been determined.
Investing in Canada Infrastructure Program - Public Transit Stream and COVID-19 Resilience Stream	8,920,000	Under the Investing in Canada Infrastructure Program (ICIP), the RMWB has been advised of an allocation of \$17.9M over the next 10 years under the Public Transit Stream. In 2020, RMWB was advised of the option to allocate a portion, or all, of its ICIP allocation to the new COVID-19 Resilience Stream. To date, four projects have been submitted for re-allocation: Franklin and Main Park, Saprae Creek Trail Rehabilitation Contract #2, UIRP Real Martin Drive Improvements and UIRP Wood Buffalo Rehabilitation. If successful, the program can fund up to \$8,920,000 of costs.
Canada Healthy Communities Initiative	100,000	Application submitted for the Franklin and Main project under round 2. If approved, grant funding of up to \$100,000 may be awarded.
Total Capital Grant in Progress	\$ 83,202,237	

Grants (continued)

Operating Grant Applications in Progress	Amount	Information
Community Services		
Measuring Municipal Inclusion Grant (MMIG)	\$ 10,000	The Alberta Urban Municipalities Association (AUMA) is currently offering funding to support Alberta municipalities to use AUMA's Measuring Inclusion Tool for Municipal Governments to evaluate the inclusiveness of their organization and to advance strategies that will propel the municipal government to be a more inclusive employer, service provider, and community leader. This application of \$10,000 is for phase 1 of the project. An additional \$40,000 may be available for subsequent phases depending on the outcome from Phase 1.
Financial Services		
Connect to Innovate	3,041,055	The Connect to Innovate program will invest up to \$500 million by 2021, to bring high-speed Internet to rural and remote communities in Canada. This program will support new "backbone" infrastructure to connect institutions like schools and hospitals with a portion of funding for upgrades and "last-mile" infrastructure to households and businesses. Application was submitted by IT April 2017. Estimated project costs \$6,486,432. Funding requested \$3,041,055.
Regional Emergency Services		
AgriSpirit Fund	25,000	Regional Emergency Services submitted two applications for funding: <ul style="list-style-type: none"> ▪ \$12,000 request - Janvier Dire Department Protection Sprinkler Kits ▪ \$13,000 request - Fort McKay Fire Department Extrication Tool
Public Works		
Municipal Asset Management Program (MAMP) Grant	50,000	Round 2 of the MAMP program has been announced and an application is being developed requesting \$50,000 from the program. Additional details will follow.
Total Operating Grant in Progress	\$ 3,126,055	



COVID-19

As of June 30, 2021, COVID-19 pandemic expenses are at approximately \$4.0 million.

The Province has advanced \$12.4 million under the Municipal Operating Support Transfer (MOST) grant to reimburse for pandemic expenses and lost revenues up to March 31, 2021. Lost revenues are approximately \$15.4 million, consisting of tax revenue of \$10 million, transit revenue of \$1.9 million and sales and user fees (does not include transit) of \$3.5 million.

COVID-19 Expense Summary

March 1, 2020 to June 30, 2021

Expenses:	2020 Actual	2021 Actual	Total
Wages and benefits (regular)	\$ 412,856	\$ 873,432	\$ 1,286,288
Overtime wages	538,567	275,459	814,026
Salaries, wages and benefits	951,423	1,148,891	2,100,314
Computer software	94,883	-	94,883
Consultant fees	14,378	-	14,378
Equipment rental and lease	15,488	11,383	26,871
Janitorial Services	352,161	114,599	466,760
Media Broadcasting	188,512	13,052	201,564
Network equipment repair and maintenance	13,447	-	13,447
Printing and binding	51,566	3,417	54,983
Rapid Flow Thru Vaccination Clinic	-	112,205	112,205
Security	42,451	18,963	61,414
Virtual Town Hall service	114,116	27,267	141,383
Other contracted services	47,291	8,968	56,259
Contracted and general services	934,292	309,854	1,244,146
Consumables	172,182	26,726	198,907
Janitorial supplies	83,399	4,071	87,470
Medical supplies	217,822	21,681	239,502
Other equipment and supplies	69,725	29,747	99,472
Materials, goods, supplies and utilities	543,128	82,224	625,352
Total Expenses	\$ 2,428,844	\$ 1,540,969	\$ 3,969,812

2020 River Break Up

The Municipality has spent \$29.2 million in recoverable RBU costs since April 2020. To date, the Province has advanced \$20.0 million for reimbursable expenses under the Disaster Recovery Program and our insurance provider has advanced \$0.5 million.

Administration is working with the Province to quantify claims. The Disaster Recovery Program (DRP) project summary estimate is \$37.9 million. As of June 30, 2021, submissions in progress total \$28.6 million.

2020 River Break Up Recoverable Costs

April 24, 2020 to June 30, 2021

	DRP	Insurance	Total
Approved Submissions	\$ -	\$ (500,000)	\$ (500,000)
Submitted - Not Yet Approved	(5,099,797)	-	(5,099,797)
In Preparations	(23,473,835)	(137,000)	(23,610,835)
Total 2020 River Break Up Recoverable	(28,573,632)	(637,000)	(29,210,632)
Advances Received and Interest	20,000,000	500,000	20,500,000
Total 2020 River Break Up Costs			
Advanced (Unrecovered)	\$ (8,573,632)	\$ (137,000)	\$ (8,710,632)

2020 River Break Up Project Summary

April 24, 2020 to June 30, 2021

	RMWB Project Estimate	Actuals To Date	Remaining
DRP Response (Operations and Infrastructure)	\$ 10,000,000	\$ 9,970,696	\$ 29,304
DRP Recovery (Operations and Infrastructure)	26,892,760	18,602,936	8,289,824
Insurance	1,000,000	637,000	363,000
Total 2020 River Break Up Project Summary	\$ 37,892,760	\$ 29,210,632	\$ 8,682,128

2016 Wildfire

The Municipality has spent \$268.1 million in recoverable wildfire costs since May 2016. To date the Province has advanced \$209.3 million for reimbursable expenses under the Disaster Recovery Program, FireSmart has advanced \$7.0 million, our insurance provider has paid \$29.6 million and closed the file as all claims are complete and Red Cross has advanced \$9.0 million.

Administration is continuing to work with the Province to quantify claims. The Disaster Recovery Program (DRP) project summary estimate is \$250.9 million. As of June 30, 2021, \$224.6 million has been submitted to DRP or is a submission in progress.

The Red Cross has entered into an agreement with the Municipality to cover \$10.0 million of certain wildfire related costs and has advanced \$9.0 million, of which \$3.5 million has been spent on operating expenses, \$2.2 million has been received for permits not charged to residents and \$1.5 million has been spent on capital expenses towards this initiative.

The Municipality has an agreement with Government of Alberta Agriculture and Forestry to cover \$8.5 million of certain FireSmart wildfire related costs and has advanced \$7.0 million, of which \$5.5 million has been spent on operating expenses and \$1.2 million has been spent on capital expenses for this agreement.

2016 Wildfire Recoverable Costs May 1, 2016 to June 30, 2021

	DRP	FireSmart	Insurance	Red Cross	Total
Approved Submissions	\$ (186,029,387)	\$ (3,049,360)	\$ (21,469,614)	\$ (5,715,044)	\$ (216,263,405)
Submitted - Not Yet Approved	(496,075)	-	-	-	(496,075)
In Preparations	(38,094,455)	(2,475,691)	-	(5,133)	(40,575,279)
Total 2016 Wildfire Operating Recoverable	(224,619,917)	(5,525,051)	(21,469,614)	(5,720,177)	(257,334,759)
Capital Spending	-	(1,157,269)	(8,160,401)	(1,463,927)	(10,781,597)
Total 2016 Wildfire Recoverable	(224,619,917)	(6,682,319)	(29,630,015)	(7,184,104)	(268,116,356)
Advances Received and Interest	209,282,632	7,019,070	29,630,015	9,000,000	254,931,717
Total 2016 Wildfire Costs					
Advanced (Unrecovered)	\$ (15,337,285)	\$ 336,751	\$ -	\$ 1,815,896	\$ (13,184,638)

2016 Wildfire Project Summary May 1, 2016 to June 30, 2021

	RMWB Project Estimate	Actuals To Date	Remaining
DRP Response (Operations and Infrastructure)	\$ 152,447,615	\$ 136,980,728	\$ 15,466,887
DRP Recovery (Operations and Infrastructure)	97,891,355	87,032,927	10,858,428
DRP Miscellaneous funding	606,263	606,263	-
Total DRP	250,945,233	224,619,917	26,325,316
Insurance	29,630,015	29,630,015	-
Red Cross	10,000,000	7,184,104	2,815,896
FireSmart	8,500,000	6,682,319	1,817,681
Total 2016 Wildfire Project Summary	\$ 299,075,248	\$ 268,116,356	\$ 30,958,892