


2020 Proposed Operating Budget

Department
Engineering

Presenter
Matthew Hough, Director

Date
November 27 – November 30, 2019



Mandate

- Design and deliver capital projects including Wildfire Recovery
- Assess infrastructure to understand future needs of region
- Engage to understand requirements of internal and external customers

Infrastructure Planning &
Development Services

Infrastructure
Rehabilitation

Buildings &
Environmental Infrastructure

Engineering
Administration

Strategic Plan

Engineering is responsible to deliver on the following Strategic Plan items:

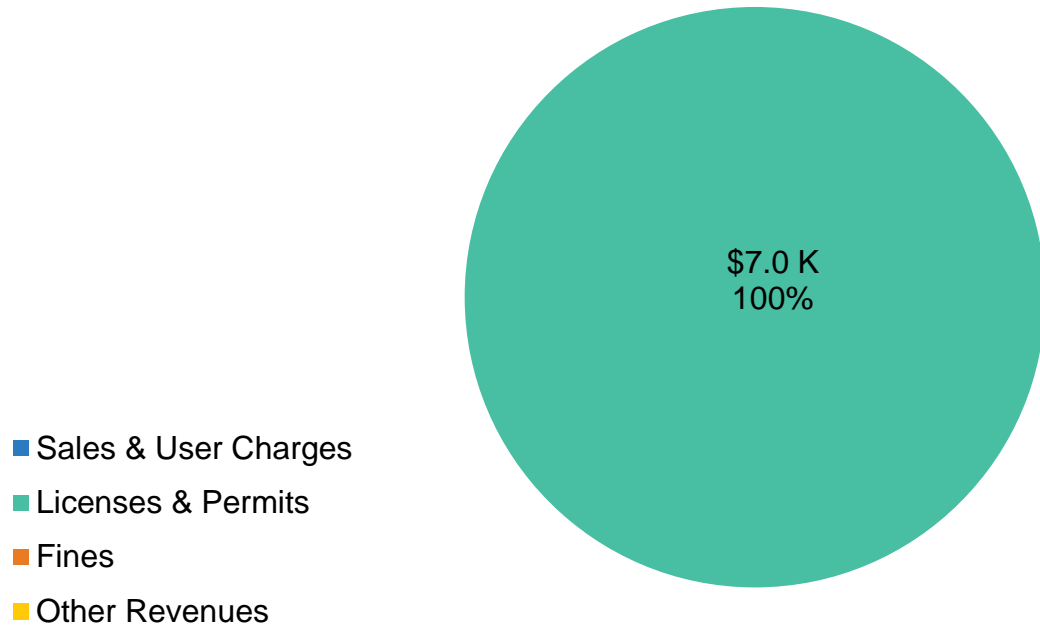
- 1d: Asset Management
- 1g: Accessibility
- 1k: Wildfire Recovery
- 4c: Delivery of Water and Sewer Servicing
- 4h: Transportation Strategy
- 4i: Rural Operational Efficiencies and Cost Savings

2020 Proposed Operating Budget

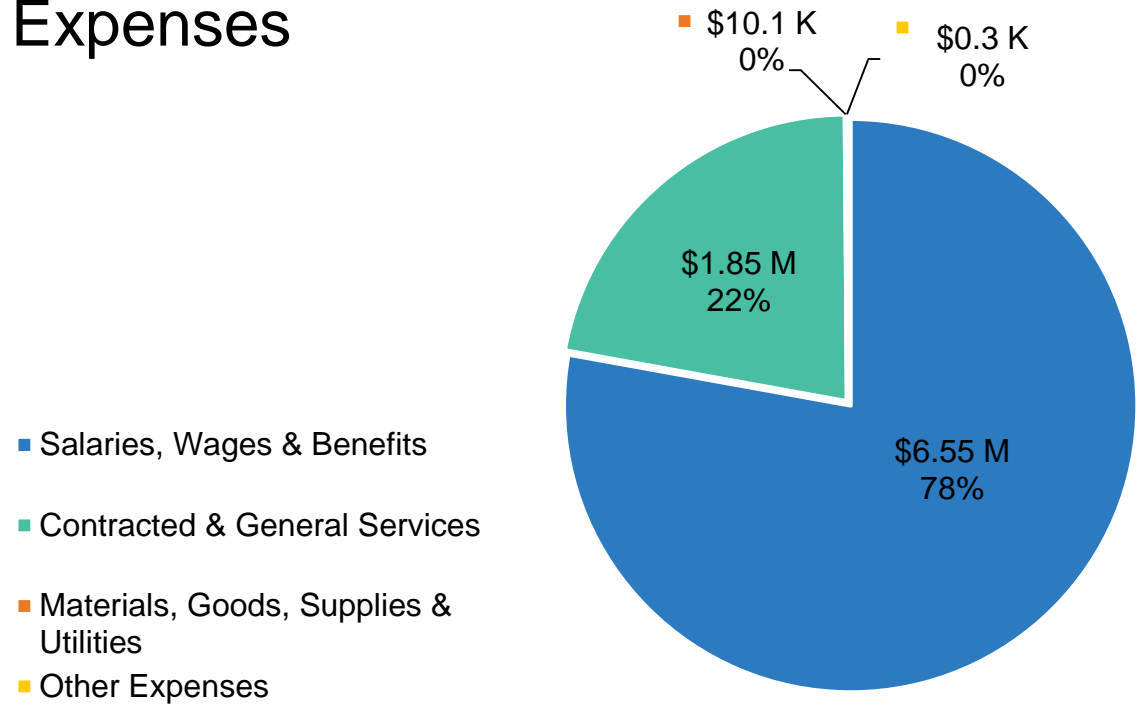
	2019 Budget	2019 Projection	2020 Budget	Net Change	2021 Plan	2022 Plan
Revenue	8,580	8,580	7,000	(1,580)	7,000	7,000
Expenses	8,153,634	8,011,634	8,416,087	404,452	8,584,409	8,756,097
Net	(8,145,054)	(8,003,054)	(8,409,087)	(406,032)	(8,577,409)	(8,749,097)

2020 Proposed Operating Budget

Revenues



Expenses



Infrastructure Planning & Development Services

Infrastructure P & D Services 2020 Proposed Operating Budget

	2019 Budget	2019 Projection	2020 Budget	Net Change	2021 Plan	2022 Plan
Revenue	8,580	8,580	7,000	(1,580)	7,000	7,000
Expenses	3,492,282	3,534,282	3,866,823	332,541	3,944,159	4,023,042
Net	(3,483,702)	(3,525,702)	(3,859,823)	(334,121)	(3,937,159)	(4,016,042)

Infrastructure P & D Services - Details

INFRASTRUCTURE PLAN & DEVELOP SERVICES - Budget Details (Pg 1 of 4)

	2019 Budget	2019 Projection	2020 Proposed Budget	Change
Permits & Fees	8,580	8,580	7,000	(1,580)
Licenses and Permits	8,580	8,580	7,000	(1,580)
Revenues:	8,580	8,580	7,000	(1,580)
Exempt Salary - Regular	971,188	948,188	1,076,463	128,275
CUPE Reg. Wages	812,201	832,201	644,597	(187,603)
CUPE OT Wages	15,000	15,000	17,000	2,000
Meal Allowances	1,000	1,000	500	(500)
Benefit Allocation	92,736	92,736	82,493	(10,243)
EI Expense	13,685	13,685	14,735	1,050
CPP Expense	36,493	36,493	34,337	(2,156)
LAPP Expense	176,555	203,555	172,843	(30,712)
RRSP Expense	19,424	25,424	28,684	3,260

Infrastructure P & D Services - Details

INFRASTRUCTURE PLAN & DEVELOP SERVICES - Budget Details (Pg 2 of 4)

	2019 Budget	2019 Projection	2020 Proposed Budget	Change
Salaries Wages and Benefits	2,138,282	2,168,282	2,071,653	(96,629)
Business Travel	2,500	2,500	2,000	(500)
Conference Travel	-	-	4,700	4,700
Conference Registration	15,000	15,000	3,600	(11,400)
Training - Mandatory - Fees	-	3,000	-	(3,000)
Training - Beneficial - Fees	20,000	30,000	8,500	(21,500)
Training - Beneficial - Other	-	-	6,200	6,200
Membership & Registr. Fee	7,600	7,600	8,570	970
Mobile Phones	2,700	2,700	2,700	-
Eng. Consulting Services	1,285,000	1,285,000	1,290,000	5,000
Prof. Services	-	-	150,000	150,000
Gen. Serv.-Contracted	17,000	17,000	317,000	300,000

Infrastructure P & D Services - Details

INFRASTRUCTURE PLAN & DEVELOP SERVICES - Budget Details (Pg 3 of 4)

	2019 Budget	2019 Projection	2020 Proposed Budget	Change
Contracted and General Services	1,349,800	1,362,800	1,793,270	430,470
Title Searches	300	300	300	-
Purchases from Other Governments	300	300	300	-
Protective Apparel	2,400	1,400	-	(1,400)
Food Cost	-	-	600	600
Consumables	500	500	500	-
Consum - Small Tools	500	500	-	(500)
Equipment & Furnishing	500	500	500	-
Materials Goods Supplies and Utilities	3,900	2,900	1,600	(1,300)

Infrastructure P & D Services - Details

INFRASTRUCTURE PLAN & DEVELOP SERVICES - Budget Details (Pg 4 of 4)

	2019 Budget	2019 Projection	2020 Proposed Budget	Change
Expenses:	3,492,282	3,534,282	3,866,823	332,541
NET	(3,483,702)	(3,525,702)	(3,859,823)	(334,121)

Infrastructure Rehabilitation

Infrastructure Rehabilitation 2020 Proposed Operating Budget

	2019 Budget	2019 Projection	2020 Budget	Net Change	2021 Plan	2022 Plan
Revenue	0	0	0	0	0	0
Expenses	2,075,069	2,089,069	1,696,493	(392,575)	1,730,423	1,765,032
Net	(2,075,069)	(2,089,069)	(1,696,493)	392,575	(1,730,423)	(1,765,032)

Infrastructure Rehabilitation - Details

INFRASTRUCTURE REHABILITATION - Budget Details

(Pg 1 of 3)

	2019 Budget	2019 Projection	2020 Proposed Budget	Change
Revenues:	-	-	-	-
Exempt Salary - Regular	1,510,190	1,475,190	1,403,132	(72,058)
CUPE Reg. Wages	155,969	155,969	-	(155,969)
CUPE OT Wages	2,000	2,000	-	(2,000)
Benefit Allocation	86,640	86,640	68,095	(18,545)
EI Expense	11,050	11,050	10,013	(1,037)
CPP Expense	29,467	29,467	23,763	(5,704)
LAPP Expense	164,950	206,950	142,676	(64,274)
RRSP Expense	30,204	37,204	37,615	411
Salaries Wages and Benefits	1,990,469	2,004,469	1,685,293	(319,175)
Business Travel	1,000	1,000	1,000	-
Conference Travel	-	-	1,300	1,300

Infrastructure Rehabilitation - Details

INFRASTRUCTURE REHABILITATION - Budget Details

(Pg 2 of 3)

	2019 Budget	2019 Projection	2020 Proposed Budget	Change
Conference Registration	-	-	1,200	1,200
Membership & Registr. Fee	4,000	4,000	4,200	200
Mobile Phones	2,000	2,000	2,000	-
Eng. Consulting Services	75,000	75,000	-	(75,000)
Contracted and General Services	82,000	82,000	9,700	(72,300)
Protective Apparel	1,600	1,600	-	(1,600)
Food Cost	-	-	500	500
Equipment & Furnishing	1,000	1,000	1,000	-
Materials Goods Supplies and Utilities	2,600	2,600	1,500	(1,100)
Expenses:	2,075,069	2,089,069	1,696,493	(392,575)

Infrastructure Rehabilitation - Details

INFRASTRUCTURE REHABILITATION - Budget Details

(Pg 3 of 3)

	2019 Budget	2019 Projection	2020 Proposed Budget	Change
NET	(2,075,069)	(2,089,069)	(1,696,493)	392,575

Buildings and Environmental Infrastructure

Buildings & Env. Infrastructure 2020 Proposed Operating Budget

	2019 Budget	2019 Projection	2020 Budget	Net Change	2021 Plan	2022 Plan
Revenue	0	0	0	0	0	0
Expenses	2,030,523	1,826,523	1,669,983	(156,541)	1,703,382	1,737,450
Net	(2,030,523)	(1,826,523)	(1,669,983)	156,541	(1,703,382)	(1,737,450)

Buildings & Env. Infrastructure-Details

BUILDINGS & ENVIRONMENTAL INFRASTRUCTURE - Budget Details (Pg 1 of 2)

	2019 Budget	2019 Projection	2020 Proposed Budget	Change
Revenues:	-	-	-	-
Exempt Salary - Regular	1,388,912	1,299,912	1,361,084	61,172
CUPE Reg. Wages	251,278	121,278	-	(121,278)
CUPE OT Wages	1,000	1,000	-	(1,000)
Benefit Allocation	85,290	70,290	65,888	(4,402)
EI Expense	11,560	11,560	9,946	(1,614)
CPP Expense	30,827	30,827	23,070	(7,757)
LAPP Expense	162,379	179,379	138,050	(41,328)
RRSP Expense	27,778	32,778	36,395	3,617
Salaries Wages and Benefits	1,959,023	1,747,023	1,634,433	(112,591)
Business Travel	1,000	1,000	1,500	500
Conference Travel	-	3,000	11,500	8,500

Buildings & Env. Infrastructure-Details

BUILDINGS & ENVIRONMENTAL INFRASTRUCTURE - Budget Details (Pg 2 of 2)

	2019 Budget	2019 Projection	2020 Proposed Budget	Change
Conference Registration	-	5,000	13,500	8,500
Membership & Registr. Fee	5,000	5,000	5,850	850
Mobile Phones	2,200	2,200	2,200	-
Eng. Consulting Services	60,000	60,000	-	(60,000)
Contracted and General Services	68,200	76,200	34,550	(41,650)
Protective Apparel	1,800	1,800	-	(1,800)
Equipment & Furnishing	1,500	1,500	1,000	(500)
Materials Goods Supplies and Utilities	3,300	3,300	1,000	(2,300)
Expenses:	2,030,523	1,826,523	1,669,983	(156,541)
NET	(2,030,523)	(1,826,523)	(1,669,983)	156,541

Engineering Administration

Engineering Admin. 2020 Proposed Operating Budget

	2019 Budget	2019 Projection	2020 Budget	Net Change	2021 Plan	2022 Plan
Revenue	0	0	0	0	0	0
Expenses	555,760	561,760	1,182,788	621,028	1,206,444	1,230,573
Net	(555,760)	(561,760)	(1,182,788)	(621,028)	(1,206,444)	(1,230,573)

Engineering Administration-Details

ENGINEERING ADMINISTRATION - Budget Details

(Pg 1 of 3)

	2019 Budget	2019 Projection	2020 Proposed Budget	Change
Revenues:	-	-	-	-
Exempt Salary - Regular	441,110	447,110	633,169	186,059
CUPE Reg. Wages	-	-	335,488	335,488
CUPE OT Wages	-	-	2,000	2,000
Benefit Allocation	22,938	22,938	46,268	23,330
EI Expense	3,060	3,060	8,482	5,422
CPP Expense	8,160	8,160	20,724	12,564
LAPP Expense	43,670	44,670	96,943	52,273
RRSP Expense	8,822	10,822	16,914	6,092
Salaries Wages and Benefits	527,760	536,760	1,159,988	623,228
Business Travel	2,300	1,300	2,000	700
Conference Travel	-	-	1,500	1,500

Engineering Administration-Details

ENGINEERING ADMINISTRATION - Budget Details

(Pg 2 of 3)

	2019 Budget	2019 Projection	2020 Proposed Budget	Change
Employee Relations	1,700	1,700	2,000	300
Conference Registration	-	-	700	700
Training - Mandatory - Fees	5,000	5,000	-	(5,000)
Membership & Registr. Fee	3,000	3,000	2,900	(100)
Freight Charges	4,500	4,500	4,500	-
Postage	100	100	100	-
Mobile Phones	1,100	1,100	1,100	-
Contr. Veh. Mech. R&M	2,100	2,100	2,000	(100)
Contracted and General Services	19,800	18,800	16,800	(2,000)
Stationary & Office Supplies	5,000	3,000	4,000	1,000

Engineering Administration-Details

ENGINEERING ADMINISTRATION - Budget Details

(Pg 3 of 3)

	2019 Budget	2019 Projection	2020 Proposed Budget	Change
Protective Apparel	200	200	-	(200)
Food Cost	1,000	1,000	-	(1,000)
Consumables	1,000	1,000	1,000	-
Equipment & Furnishing	1,000	1,000	1,000	-
Materials Goods Supplies and Utilities	8,200	6,200	6,000	(200)
Expenses:	555,760	561,760	1,182,788	621,028
NET	(555,760)	(561,760)	(1,182,788)	(621,028)

Engineering Summary

Engineering

2020 Proposed Operating Budget Summary

2020 Proposed Budget - ENGINEERING

(Pg 1 of 1)

Programs/Services	2019 Budget	2019 Projection	2020 Proposed Budget	Change
Infrastructure Plan & Develop Services	3,483,702	3,525,702	3,859,823	334,121
Infrastructure Rehabilitation	2,075,069	2,089,069	1,696,493	(392,575)
Buildings & Environmental Infrastructure	2,030,523	1,826,523	1,669,983	(156,541)
Engineering Administration	555,760	561,760	1,182,788	621,028
Engineering	8,145,054	8,003,054	8,409,087	406,032

QUESTIONS?