


2018 Proposed Operating Budget

Department
Environmental Services

Presenter
James Sacker, acting Senior Manager

Date
February 7-10, 2018



Mandate

- Environmental Services will continue to be a leader in environmental stewardship by providing industry best practices and customer services in its core area of water/wastewater treatment, distribution/collection, and solid waste/recycling.
- Protection of Public Health & Environment
- Provision of Fiscally Responsible Service to our Customers

Water
Treatment

Wastewater
Treatment

Underground
Services

Sustainable
Operations

Solid Waste



2

Department Operations at a Glance

What We Do:

Water Treatment

- Provides sufficient, reliable and safe supply of potable water to municipal customers. Operates and maintains municipal water treatment facilities to surpass regulatory standards.
- Operation/maintenance of 5 Water Treatment Plants, 24 Water Pump Stations, and 25 Reservoirs & Storage Tanks.
- The Fort McMurray WTP produces an average of 27 million liters of water each day.



Department Operations at a Glance

Wastewater Treatment

- Protects the environment by operating and maintaining all municipal wastewater treatment and storm water treatment facilities to surpass regulatory standards.
- Operation/maintenance of 3 Wastewater Treatment Plants, 21 Lift Stations, 7 Lagoons, and 1 Mud Receiving Pit.
- The Fort McMurray WWTP treats an average of 27 million liters of water each day.



Department Operations at a Glance

Underground Services (UGS)

- Ensures potable water is delivered to our customers in a sufficient, reliable and safe manner operating and maintaining all municipal water distribution systems to and above regulatory standards.
- Protects the environment and community by operating and maintaining all municipal wastewater collection and storm water collection systems to and above regulatory standards.
- UGS operates/maintains over 900 km of water, sanitary, and storm water pipes.
- Maintains approximately 1500 fire hydrants.



Department Operations at a Glance

Sustainable Operations

- Provides operational technical support and regulatory compliance assistance to Environmental Services.
- Conducts detailed technical reviews of capital projects and makes recommendations to Environmental Services to ensure projects meet operations requirements.



Department Operations at a Glance

Solid Waste & Recycling

- Provides safe, reliable and efficient solid waste management. Protects the environment by operating and maintaining all municipal solid waste handling facilities.
- Operates Material Recycling Facility (MRF). Recycling/Reuse of solid waste results in a diversion rate of 67%.
- Curbside bins picked up each year 1,581,200.
- Monitoring wells/runoff water samples collected and analyzed 230.



Operating Budget

	2017 Budget (\$M)	2017 Projections *	2018 Proposed Budget (\$M)	Net Change (\$M)
Revenue	36.6	38.9	43.7	4.8
Expenses	64.5	63.5	59.0	(4.5)
Net	(27.9)	(24.6)	(15.3)	9.3

* As at September 30, 2017



Net Revenue Change

2017 Projection v. 2018 Proposed Budget \$ 4.8M

Revenue Highlights:

- Solid Waste Service Increase \$ 3.8M
- UGS Increase \$ 1.1M
- Wastewater Treatment Plant Decrease (\$ 0.6M)
- WTP Sales to Other Governments Increase \$ 0.3M



Net Expense Change

2017 Projection v. 2018 Proposed Budget Decrease (\$ 4.5M)

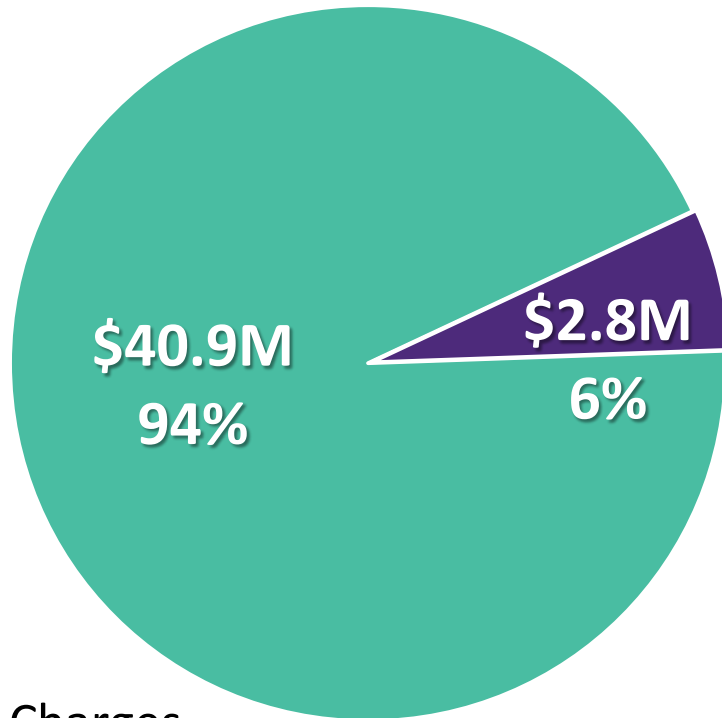
Expense Highlights:

- Centralization of Utilities and Security Decrease (\$ 4.4M)
- Lower use of general contractors and professional services (\$ 0.5M)
- In 2018, we budgeted lower salaries, wages and benefits than 2017 \$0.7M



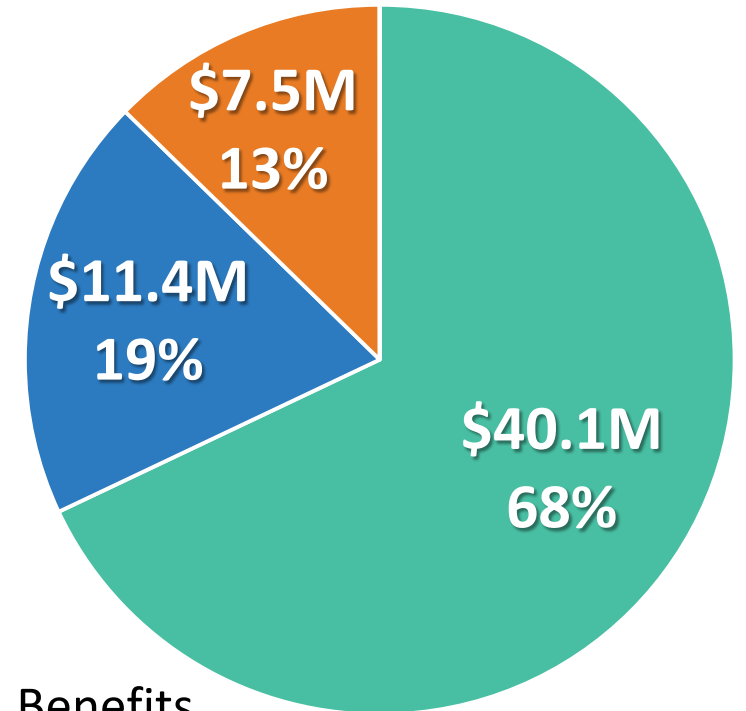
2018 Proposed Operating Budget

Revenues



- Sales & User Charges
- Licenses & Permits
- Fines
- Other Revenue

Expenses



- Salaries, Wages & Benefits
- Contracted & General Services
- Materials, Goods, Supplies & Utilities
- Other Expenses



Revenues

- Sales and User Charges \$ 40.9M
- Sales to Other Governments \$ 2.5M

Review of Bylaw17/016 – Utility Rate Update



Branch and Services Highlights

Solid Waste

- Landfill – Disposal (\$ 4.7M)
- Material, Recycling Facility (\$ 3.9M)
- Urban Waste Collections (\$ 3.6M)



Branch and Services Highlights

Sustainable Operations

- Projects Management (\$ 1.3M)
- Regulatory & Compliance (\$ 0.4M)
- Reporting (\$ 0.3M)
- Sampling (\$ 0.3M)



Branch and Services Highlights

Underground Services

- Urban Operations (\$ 6.9M)
- Rural Operations (\$ 1.5M)
- Metering (\$ 1.2M)



Branch and Services Highlights

Wastewater Treatment

- Fort McMurray Wastewater Treatment Plant (\$ 2.8M)
- Lift Station Lagoons (\$ 1.1M)



Branch and Services Highlights

Water Treatment

- Fort McMurray Water Treatment Plant (\$ 5.8M)
- Pump Houses (\$ 0.8M)



Questions?